



DEPARTMENT OF DEFENSE
ARMY
OVERVIEW OF UPCOMING LARGE CONTRACT AND TASK ORDER RECOMPETES
JUNE 2025


The following report provides a snapshot of expiring large contracts and task orders with likely recompetes during three calendar year periods:

- Near-Term: Current Quarter and Following Four Quarters
- Mid-Term: Six Quarters Following Near-Term
- Long-Term: Greater Than Mid-Term

The summaries are based on total, actual contract obligations over a five year look-back across all information technology NAICS codes (select 51x, 54x codes) on contracts and task orders with a total value of more than \$25M.

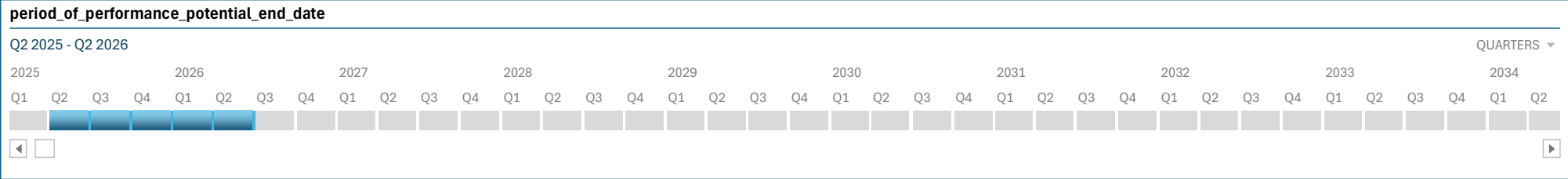
The report includes an overview of the top overall and small business contractors across the five year window. All summaries are compiled from the current usaspending.com archive flat files. Many small business awards include large business entities due primarily to merger and acquisition activity.

**DEPARTMENT OF DEFENSE
ARMY
NEAR-TERM CONTRACT AND TASK ORDER EXPIRATIONS**



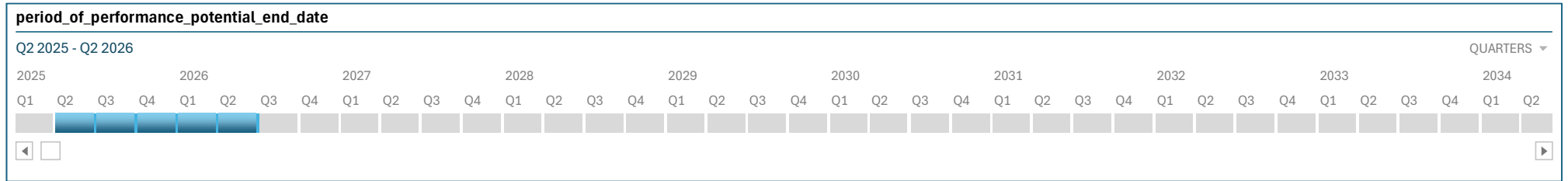
Vehicle / Task Order / Contractor	Actual Obligations (\$M, Prior 5 Years)	Potential Obligations (\$M, Max Reported)	Start Date	End Date
ALLIANT 2	\$3,693.85		2019/05/20	2029/09/05
ARMY CORP OF ENGINEERS IT SUPPORT SERVICES (SCIENCE APPLICATIONS INTERNATIONAL CORPORATION)	\$936.14	\$2,471.51	2020/11/30	2025/12/27
INFORMATION TECHNOLOGY ENTERPRISE MANAGEMENT SYSTEMS SOLUTION (ITEMSS) (CACI INTERNATIONAL INC)	\$642.84	\$2,526.86	2019/05/20	2026/05/19
ENTERPRISE MISSION INFORMATION TECHNOLOGY SERVICES (EMITS) (GENERAL DYNAMICS CORP)	\$332.61	\$827.97	2020/11/01	2026/01/31
LARGE ORDER (LEIDOS HOLDINGS INC)	\$129.24	\$222.59	2020/08/05	2026/02/25
ENTERPRISE MISSION INFORMATION TECHNOLOGY SERVICES (EMITS) (WICO LIMITED)	\$114.96	\$695.09	2020/11/01	2026/01/31
DEPUTY ASSISTANT SECRETARY OF THE ARMY DATA ENGINEERING AND SOFTWARE SUPPORT (DELOITTE CONSULTING LLP)	\$113.50	\$594.60	2023/05/22	2028/05/21
ENTERPRISE MISSION INFORMATION TECHNOLOGY SERVICES (EMITS) (GENERAL DYNAMICS CORPORATION)	\$87.33	\$829.47	2020/11/01	2026/01/31
INFORMATION TECHNOLOGY ENTERPRISE MANAGEMENT SYSTEMS SOLUTION (ITEMSS) (SYSTEMWARE INC)	\$47.33	\$880.27	2019/05/20	2026/05/19
INFORMATION TECHNOLOGY ENTERPRISE SOLUTIONS - 3 SERVICES (ITES-3S)	\$872.31		2018/09/25	2028/12/14
INFORMATION TECHNOLOGY SUPPORT AND SOLUTIONS FOR PD ALTESS (INTERNATIONAL BUSINESS MACHINES CORPORATION)	\$133.34	\$143.82	2021/09/27	2025/09/20
LOGISTIC DATA ANALYSIS CENTER (LDAC) INFORMATION TECHNOLOGY ENTERPRISE SERVICES 3 (LITES) (INTERNATIONAL BUSINESS MACHINES CORPORATION)	\$113.12	\$244.05	2020/09/30	2025/09/29
CYBERSECURITY NETWORK OPERATIONS&MAINTENANCE (O&M) OF IT SUPPORT FOR USACISA-P (SCIENCE APPLICATIONS INTERNATIONAL CORPORATION)	\$103.27	\$119.12	2020/01/24	2025/07/31
IT SERVICES AND MODERNIZATION (AGILE DEFENSE LLC)	\$79.80	\$98.70	2019/09/27	2025/04/30
ARMY LEARNING MANAGEMENT SYSTEM (ALMS) (INTERNATIONAL BUSINESS MACHINES CORPORATION)	\$39.70	\$43.51	2020/08/06	2025/04/14
SYSTEM INTEGRATION TECHNICAL SUPPORT FOR ARMY ANALYTICS GROUP (AAG) (APOGEE-SAIC CAPABILITIES INTEGRATOR LLC)	\$32.37	\$45.14	2019/08/28	2025/08/29
SOLUTIONS FOR ENTERPRISE WIDE PROCUREMENT 5 (SEWP 5)	\$661.26		2020/02/05	2026/05/24
EA BUNDLE (WORLD WIDE TECHNOLOGY LLC)	\$257.10	\$628.15	2021/06/29	2026/04/23
EA BUNDLE (WORLD WIDE TECHNOLOGY HOLDING CO INC)	\$208.77	\$628.15	2021/06/29	2026/04/23
VOICE COLLABORATION (WORLD WIDE TECHNOLOGY HOLDING CO INC)	\$52.58	\$86.93	2020/07/29	2025/07/28
ORACLE PREMIER SUPPORT MAINTENANCE (NANA REGIONAL CORPORATION INC)	\$47.07	\$107.00	2022/05/25	2026/05/24
VOICE COLLABORATION (WORLD WIDE TECHNOLOGY LLC)	\$33.18	\$86.93	2020/07/29	2025/07/28
UNIFIED ENTERPRISE RESOURCE PLANNING CAPABILITY SUPPORT SERVICES	\$649.43		2019/12/10	2025/05/01
ALL TASKS (NOVETTA SOLUTIONS LLC)	\$230.15	\$1,097.11	2019/12/10	2025/05/01
VETERANS TECHNOLOGY SERVICES 2 (VETS 2)	\$403.59		2020/09/17	2028/03/04

**DEPARTMENT OF DEFENSE
ARMY
NEAR-TERM CONTRACT AND TASK ORDER EXPIRATIONS**




Vehicle / Task Order / Contractor	Actual Obligations (\$M, Prior 5 Years)	Potential Obligations (\$M, Max Reported)	Start Date	End Date
MISSION CRITICAL C4 AND IT SYSTEM SUPPORT TO ESIM ITS SUBORDINATE UNITS AND ITS STRATEGIC AND OPERATIONAL PARTNERS (INNOVATIVE MANAGEMENT CONCEPTS INC)	\$176.40	\$268.84	2020/09/17	2026/01/03
ENTERPRISE INFORMATION TECHNOLOGY SUPPORT SERVICE FOR ARMY COMBAT CAPABILITIES DEVELOPMENT (INTERACTIVE PROCESS TECHNOLOGY LLC)	\$65.70	\$405.81	2022/10/26	2025/10/25
MULTIPLE AWARD SCHEDULE	\$360.25		2020/02/06	2028/02/01
ASAALT LONG TERM VEHICLE (INTEGRATED DATA SERVICES LLC)	\$74.84	\$194.26	2020/09/30	2025/06/30
ESRI COTS ARCGIS SOFTWARE LICENSES (ENVIRONMENTAL SYSTEMS RESEARCH INSTITUTE INC)	\$46.19	\$91.92	2022/02/28	2026/02/28
INTEGRATED BOOKING SYSTEM (IBS) (SCIENCE APPLICATIONS INTERNATIONAL CORPORATION)	\$32.28	\$40.62	2020/06/18	2025/09/30
NETWORK-CENTRIC SOLUTIONS 2 (NETCENTS 2)	\$356.33		2017/12/20	2025/09/20
MICROWAVE LINE OF SIGHT (MLOS) FIELD SERVICE REPRESENTATIVE (FSR) (TELOS CORPORATION)	\$30.19	\$30.19	2020/08/06	2025/04/01
MISSION COMMAND TRAINING PROGRAM (MCTP)	\$312.60		2018/09/28	2025/04/14
ALL TASKS (NORTHROP GRUMMAN CORPORATION)	\$312.60	\$508.58	2018/09/28	2025/04/14
ENTERPRISE TASK MANAGEMENT SOFTWARE SOLUTION 2 (ETMS2)	\$138.45		2021/06/25	2026/08/14
ALL TASKS (NOVETTA SOLUTIONS LLC)	\$42.18	\$252.41	2021/06/25	2026/08/14
UTILITY MONITORING AND CONTROL SYSTEMS	\$137.58		2019/11/25	2027/08/31
DPW FT MYER - CORRECTIVE MAINTENANCE (JOHNSON CONTROLS INTERNATIONAL PUBLIC LIMITED COMPANY)	\$26.07	\$57.26	2020/09/01	2026/03/31
MAINTENANCE&SERVICE OF HVAC AND RELATED EQUIPMENT FOR C5ISR AT ABERDEEN PROVING GROUNDS (JOHNSON CONTROLS INTERNATIONAL PUBLIC LIMITED COMPANY)	\$25.24	\$41.69	2020/07/31	2026/01/30
G2X	\$107.72		2021/09/29	2025/09/28
ALL TASKS (CONSULTING SERVICES GROUP LLC)	\$107.72	\$193.50	2021/09/29	2025/09/28
ENTERPRISE TECHNOLOGY INTEGRATION, GOVERNANCE, ENGINEERING, AND REQUIREMENTS (ETIGER) FOR THE US ARMY HUMAN RESOURCES COMMAND	\$53.95		2020/12/28	2027/01/05
ALL TASKS (TUVLI LLC)	\$34.97	\$111.91	2020/12/28	2026/07/05
PALO ALTO SOFTWARE AND MAINTENANCE	\$49.70		2020/08/04	2025/07/30
ALL TASKS (ECHELON SERVICES LLC)	\$49.70	\$89.49	2020/08/04	2025/07/30
PAC STAR IQ-CORE	\$47.36		2020/08/28	2028/08/27
ALL TASKS (CURTISS-WRIGHT CORPORATION)	\$29.45	\$49.70	2020/08/28	2028/08/27
DHA DATABASE SUSTAINMENT	\$45.22		2023/02/01	2026/02/28

**DEPARTMENT OF DEFENSE
ARMY
NEAR-TERM CONTRACT AND TASK ORDER EXPIRATIONS**



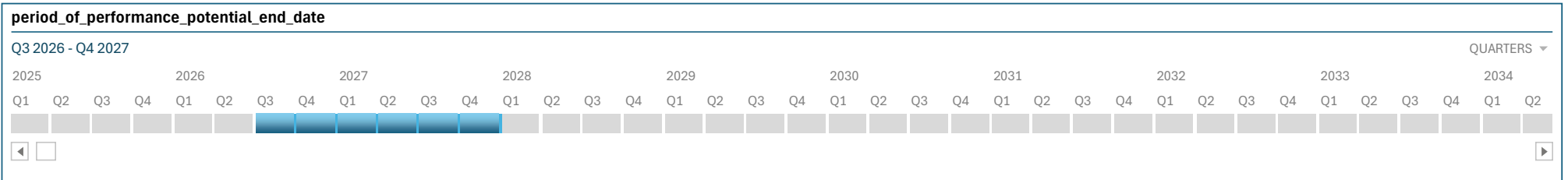
Vehicle / Task Order / Contractor	Actual Obligations (\$M, Prior 5 Years)	Potential Obligations (\$M, Max Reported)	Start Date	End Date
ALL TASKS (AKTARIUS LLC)	\$44.92	\$92.10	2023/02/01	2026/02/28
SOLARWINDS SOFTWARE MAINTENANCE AND RENEWALS	\$41.56		2021/03/31	2026/03/30
ALL TASKS (SENECA GLOBAL SERVICES LLC)	\$41.56	\$57.83	2021/03/31	2026/03/30
FORT BELVOIR COMMUNITY HOSPITAL - FACILITY COMMUNICATION DISTRIBUTION SYSTEMS SERVICES	\$39.93		2021/07/22	2026/07/24
ALL TASKS (LAWELAWE TECHNOLOGY SERVICES INC)	\$39.93	\$65.71	2021/07/22	2026/07/24
INFORMATION MANAGEMENT COMMUNICATIONS SERVICES 3 (IMCS 3)	\$39.47		2015/04/14	2025/06/14
ABERDEEN PROVING GROUND ADMINISTRATIVE TELEPHONE SERVICES AND INFORMATION TECHNOLOGY SERVICES (ABACUS TECHNOLOGY CORPORATION)	\$39.47	\$45.19	2020/06/25	2025/06/14
FORT EUSTIS INFORMATION TECHNOLOGY SUPPORT SERVICES	\$39.38		2021/03/24	2025/10/23
ALL TASKS (KUPONO GOVERNMENT SERVICES LLC)	\$39.38	\$54.18	2021/03/24	2025/10/23
USACE AEC UTILITY MONITORING AND CONTROL SYSTEMS FOR HEATING VENTING AND AIR CONDITIONING SYSTEMS (HVAC)	\$38.76		2022/05/19	2026/05/18
MAINTENANCE & SERVICE USAG WIESBADEN GERMANY (M C DEAN INC)	\$38.76	\$43.48	2022/05/19	2026/05/18
AGREEMENT FOR ORACLE LICENSE AND MAINTENANCE SUPPORT	\$31.92		2020/05/31	2025/05/30
ALL TASKS (SENECA GLOBAL SERVICES LLC)	\$31.92	\$68.82	2020/05/31	2025/05/30
SUPPORT FOR THE ARMY RESPONSE TEAM (ART)	\$28.82		2022/09/01	2026/02/28
ALL TASKS (LMI CONSULTING LLC)	\$28.82	\$34.29	2022/09/01	2026/02/28
GLOBAL SERVICES MANAGEMENT - OPERATIONS 2 (GSM-O 2)	\$27.93		2020/09/22	2025/09/21
JOINT INTERAGENCY TASK FORCE - SOUTH COUNTERDRUG SUPPORT/SYSTEMS AND SOFTWARE ENGINEERING (LEIDOS HOLDINGS INC)	\$27.93	\$33.55	2020/09/22	2025/09/21
Grand Total	\$31,425.05			

**DEPARTMENT OF DEFENSE
ARMY
MID-TERM CONTRACT AND TASK ORDER EXPIRATIONS**



Vehicle / Task Order / Contractor	Actual Obligations (\$M, Prior 5 Years)	Potential Obligations (\$M, Max Reported)	Start Date	End Date
ALLIANT 2	\$3,693.85		2019/05/20	2029/09/05
HIGH PERFORMANCE COMPUTING (HPC) CENTERS PROGRAM (BAE SYSTEMS PLC)	\$199.50	\$698.97	2022/08/16	2028/02/17
ENTERPRISE IT-RELATED SERVICES AND TECHNICAL SOLUTIONS FOR CYBERSECURITY AND IT MANAGEMENT (GENERAL DYNAMICS CORP)	\$195.48	\$1,523.20	2020/09/25	2027/04/24
ENTERPRISE IT-RELATED SERVICES AND TECHNICAL SOLUTIONS FOR CYBERSECURITY AND IT MANAGEMENT (WICO LIMITED)	\$125.81	\$819.15	2020/09/25	2027/04/24
AESS 20 - ENDPOINT PROTECTION (ON ASSIGNMENT INC)	\$95.77	\$401.55	2022/09/29	2027/09/28
ENTERPRISE IT-RELATED SERVICES AND TECHNICAL SOLUTIONS FOR CYBERSECURITY AND IT MANAGEMENT (GENERAL DYNAMICS CORPORATION)	\$87.93	\$761.60	2020/09/25	2027/04/24
GUARD ENTERPRISE CYBER OPERATIONS SUPPORT (WICO LIMITED)	\$76.39	\$267.28	2022/07/29	2026/07/28
AESS 20 - ENDPOINT PROTECTION (ASGN INCORPORATED)	\$73.25	\$404.59	2022/09/29	2027/09/28
GUARD ENTERPRISE CYBER OPERATIONS SUPPORT (GENERAL DYNAMICS CORPORATION)	\$56.83	\$267.28	2022/07/29	2026/07/28
GUARD ENTERPRISE CYBER OPERATIONS SUPPORT (GENERAL DYNAMICS CORP)	\$36.89	\$267.28	2022/07/29	2026/07/28
OUTSIDE PLANT CAPABILITY SET (CACI INTERNATIONAL INC)	\$32.63	\$541.82	2021/11/18	2026/11/17
INFORMATION TECHNOLOGY ENTERPRISE SOLUTIONS - 3 SERVICES (ITES-3S)	\$872.31		2018/09/25	2028/12/14
PEO AVIATION LABOR (AGILE DEFENSE LLC)	\$45.73	\$50.62	2021/11/29	2027/07/31
INVENTORY (PHASE 1) -- SERVICES (AGILE DEFENSE LLC)	\$43.15	\$65.19	2022/08/15	2027/06/15
ARNG SMMS RCMS-G SYSTEM SUPPORT SERVICES (TIBER CREEK CONSULTING INC)	\$41.55	\$87.90	2022/10/01	2027/10/30
AMCOM G6 INFORMATION TECHNOLOGY SUPPORT SERVICES 4 (DIRECTVIZ SOLUTIONS LLC)	\$34.45	\$53.70	2021/09/24	2027/02/28
PEO MISSILES AND SPACE INFORMATION TECHNOLOGY SUPPORT SERVICES (AGILE DEFENSE LLC)	\$33.95	\$38.14	2021/07/01	2027/01/31
MULTIPLE AWARD SCHEDULE	\$360.25		2020/02/06	2028/02/01
CPCE SITEAWARE MAINTENANCE AND TECHNICAL SUPPORT (SYSTEMATIC INC)	\$29.33	\$70.04	2022/06/13	2027/05/12
CONSTRUCTION MANAGEMENT PLATFORM SOFTWARE AND SUPPORT FOR ARMY CORPS OF ENGINEERS (DELOITTE CONSULTING LLP)	\$26.01	\$112.60	2025/01/17	2027/01/16
ENTERPRISE TASK MANAGEMENT SOFTWARE SOLUTION 2 (ETMS2)	\$138.45		2021/06/25	2026/08/14
ALL TASKS (NOVETTA SOLUTIONS LLC)	\$42.18	\$252.41	2021/06/25	2026/08/14
UTILITY MONITORING AND CONTROL SYSTEMS	\$137.58		2019/11/25	2027/08/31
MAINTENANCE & SERVICES (M&S) COMMAND CENTER HUMPHREYS CAMPUS CAMP HUMPHREYS SOUTH KOREA (JOHNSON CONTROLS BUILDING AUTOMAT	\$25.59	\$90.11	2022/09/29	2027/08/31
CHIEF INFORMATION OFFICER - SOLUTIONS AND PARTNERS 3 (CIO-SP3)	\$113.44		2019/03/05	2027/01/13
DEFENSIVE CYBER OPERATIONS PROGRAM MANAGEMENT SUPPORT SERVICES (OCTO METRIC LLC)	\$29.80	\$63.70	2022/01/14	2027/01/13
OTHER THAN SCHEDULE	\$94.25		2024/01/23	2029/11/21

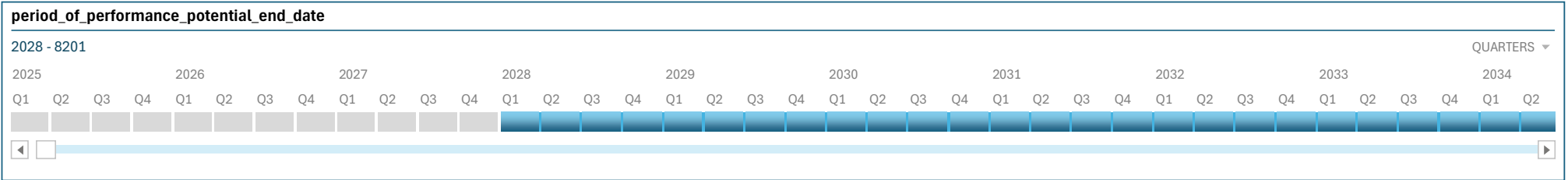
**DEPARTMENT OF DEFENSE
ARMY
MID-TERM CONTRACT AND TASK ORDER EXPIRATIONS**



Vehicle / Task Order / Contractor	Actual Obligations (\$M, Prior 5 Years)	Potential Obligations (\$M, Max Reported)	Start Date	End Date
VMWARE SOFTWARE AND MAINTENANCE (DELL FEDERAL SYSTEMS LP)	\$92.76	\$92.76	2024/01/23	2027/01/22
NETOWRK ACCESS FOR FOREIGN CUSTOMERS	\$64.49		2022/11/01	2027/10/31
ALL TASKS (WOLFTEK MISSION GROUP LLC)	\$64.49	\$64.95	2022/11/01	2027/10/31
ENTERPRISE TECHNOLOGY INTEGRATION, GOVERNANCE, ENGINEERING, AND REQUIREMENTS (ETIGER) FOR THE US ARMY HUMAN RESOURCES COMMAN	\$53.95		2020/12/28	2027/01/05
ALL TASKS (TUVLI LLC)	\$34.97	\$111.91	2020/12/28	2026/07/05
FORT BELVOIR COMMUNITY HOSPITAL - FACILITY COMMUNICATION DISTRIBUTION SYSTEMS SERVICES	\$39.93		2021/07/22	2026/07/24
ALL TASKS (LAWELAWTECH TECHNOLOGY SERVICES INC)	\$39.93	\$65.71	2021/07/22	2026/07/24
SYSTEMS ENGINEERING TECHNOLOGY AND INNOVATION (SETI)	\$35.66		2022/06/06	2027/06/05
WIDEBAND REMOTE MONITORING SENSOR (WRMS) FOR WIDEBAND GLOBAL SATELLITE COMMUNICATIONS (SATCOM) 11 (WGS-11) (NORTHROP GRUMMAN	\$35.66	\$48.51	2022/06/06	2027/06/05
FORT HOOD INFORMATION TECHNOLOGY SERVICES (ITS)	\$33.70		2022/08/26	2027/02/28
ALL TASKS (KAIHONUA LLC)	\$33.70	\$51.66	2022/08/26	2027/02/28
WIDEBAND SATELLITE COMMUNICATIONS (SATCOM) OPERATIONS AND TECHNICAL SUPPORT 2 (WSOTS 2)	\$33.00		2018/12/01	2027/07/31
ALL TASKS (L3HARRIS TECHNOLOGIES INC)	\$33.00	\$242.18	2018/12/01	2027/07/31
Grand Total	\$31,425.05			



**DEPARTMENT OF DEFENSE
ARMY
LONG-TERM CONTRACT AND TASK ORDER EXPIRATIONS**



Vehicle / Task Order / Contractor	Actual Obligations (\$M, Prior 5 Years)	Potential Obligations (\$M, Max Reported)	Start Date	End Date
ALLIANT 2	\$3,693.85		2019/05/20	2029/09/05
HIGH PERFORMANCE COMPUTING (HPC) CENTERS PROGRAM (BAE SYSTEMS PLC)	\$199.50	\$698.97	2022/08/16	2028/02/17
DEPUTY ASSISTANT SECRETARY OF THE ARMY DATA ENGINEERING AND SOFTWARE SUPPORT (DELOITTE CONSULTING LLP)	\$113.50	\$594.60	2023/05/22	2028/05/21
HIGH PERFORMANCE COMPUTING (HPC) CENTERS PROGRAM (COMPAGNIE DE DEVELOPPEMENT DE L'EAU SA)	\$62.23	\$698.97	2022/08/16	2028/02/17
ARMY GLOBAL UNIFIED NETWORK INCREMENT 1 (AGUN INC1) (LEIDOS INC)	\$56.92	\$331.25	2024/09/06	2029/09/05
GLOBAL ENTERPRISE NETWORK MODERNIZATION (GENMOD) (SYSTEMWARE INC)	\$48.88	\$526.17	2024/01/12	2029/01/11
INFORMATION TECHNOLOGY ENTERPRISE SOLUTIONS - 3 SERVICES (ITES-3S)	\$872.31		2018/09/25	2028/12/14
PROGRAM EXECUTIVE OFFICE FOR SIMULATION INSTRUMENTATION AND TRAINING (PEO STRI) CIO IT SUPPORT SERVICES (LINTECH-PRAGMATICS JV LLC)	\$29.67	\$121.84	2023/03/15	2028/06/14
CUSTOMER SERVICE (ENTERPRISE CUSTOMER SERVICE DESK) (SCIENCE APPLICATIONS INTERNATIONAL CORPORATION)	\$26.73	\$141.29	2023/09/01	2028/12/14
VETERANS TECHNOLOGY SERVICES 2 (VETS 2)	\$403.59		2020/09/17	2028/03/04
USMEPCOM UNITED STATES MILITARY ENTRANCE PROCESSING COMMAND SUPPORT (ITILITY LLC)	\$161.48	\$438.15	2021/02/17	2028/03/04
MULTIPLE AWARD SCHEDULE	\$360.25		2020/02/06	2028/02/01
SPACE SEGMENT - 216 MHZ KU-BAND (ARTEL LLC)	\$27.91	\$75.49	2023/02/02	2028/02/01
ENCORE 3	\$50.65		2024/02/14	2029/02/13
US ARMY GLOBAL SIPR NETWORK (CACI INTERNATIONAL INC)	\$50.65	\$238.97	2024/02/14	2029/02/13
PAC STAR IQ-CORE	\$47.36		2020/08/28	2028/08/27
ALL TASKS (CURTISS-WRIGHT CORPORATION)	\$29.45	\$49.70	2020/08/28	2028/08/27
UTILITY MONITORING AND CONTROL SYSTEMS 6 (UMCS 6)	\$28.20		2023/09/29	2029/10/13
PROCUREMENT AND INSTALLATION OF UTILITY MONITORING AND CONTROLS SYSTEMS (SCHNEIDER ELECTRIC SE)	\$28.20	\$29.29	2023/09/29	2029/10/13
Grand Total	\$31,425.05			

DEPARTMENT OF DEFENSE
ARMY
TOP CONTRACTORS (\$M, PRIOR 5 YEARS)

Dollars Obligated	Column Labels						
Vehicle / Contractor / Task Order	2020	2021	2022	2023	2024	2025	Grand Total
SCIENCE APPLICATIONS INTERNATIONAL CORPORATION	\$83.87	\$366.37	\$468.10	\$304.45	\$373.21	\$89.84	\$1,685.84
DELL TECHNOLOGIES INC	\$12.93	\$423.85	\$328.72	\$503.97	\$248.08		\$1,517.55
CACI INTERNATIONAL INC	\$91.53	\$303.00	\$391.92	\$291.14	\$188.56	\$104.59	\$1,370.75
GENERAL DYNAMICS CORP	\$168.49	\$270.06	\$386.55	\$237.97	-\$6.49	\$11.90	\$1,068.49
CARAHSOFT TECHNOLOGY CORP	\$84.56	\$104.06	\$105.75	\$129.17	\$180.85	\$103.44	\$707.83
NORTHROP GRUMMAN CORPORATION	\$50.63	\$219.78	\$106.75	\$106.13	\$95.45	\$14.91	\$593.65
MICROSOFT CORPORATION	\$64.59	\$106.73	\$81.89	\$104.56	\$123.27	\$19.56	\$500.60
LEIDOS HOLDINGS INC	\$56.83	\$177.91	\$102.85	\$96.77	\$78.97	-\$12.80	\$500.53
INTERNATIONAL BUSINESS MACHINES CORPORATION	\$59.51	\$162.45	\$83.88	\$71.12	\$85.13	\$13.65	\$475.74
VERITAS CAPITAL FUND MANAGEMENT LLC	\$3.62	\$30.66	\$159.29	\$198.86	\$18.54		\$410.96
WICO LIMITED					\$278.69	\$120.72	\$399.41
FAIRWINDS TECHNOLOGIES LLC			\$122.03	\$152.79	\$107.65	\$3.31	\$385.78
DELL FEDERAL SYSTEMS LP					\$380.64	\$3.37	\$384.00
WORLD WIDE TECHNOLOGY LLC				\$131.36	\$169.20	\$70.77	\$371.33
ACCENTURE PUBLIC LIMITED COMPANY	\$65.82	\$108.31	\$191.78	\$0.00			\$365.91
ACCENTURE INC		\$0.00	\$94.45	\$252.92	\$17.94		\$365.31
JOHNSON CONTROLS INTERNATIONAL PUBLIC LIMITED COMPANY	\$36.66	\$56.18	\$133.14	\$128.58	\$3.75		\$358.31
VERIZON COMMUNICATIONS INC	\$158.10	\$49.39	\$52.95	\$82.54	-\$2.69		\$340.29
NOVETTA SOLUTIONS LLC					\$299.64	\$38.32	\$337.97
AGILE DEFENSE LLC	\$10.88	\$50.94	\$83.02	\$82.88	\$72.13	\$26.43	\$326.28
GENERAL DYNAMICS CORPORATION			\$1.39	\$160.53	\$151.05		\$312.97
WORLD WIDE TECHNOLOGY HOLDING CO INC	\$19.75	\$112.30	\$174.56	\$0.00			\$306.61
COUNTERTRADE PRODUCTS INC	\$0.00	\$37.98	\$22.44	\$103.72	\$127.49	\$5.62	\$297.25
INNOVATIVE MANAGEMENT CONCEPTS INC	\$16.34	\$25.63	\$73.07	\$57.20	\$89.27	\$12.78	\$274.29
NANA REGIONAL CORPORATION INC	\$22.35	\$81.23	\$83.48	\$40.95	\$28.10	\$9.60	\$265.72
PHOENIX LOGISTICS LLC	\$11.83	\$57.76	\$75.83	\$79.52	\$38.90	\$0.00	\$263.84
SIEMENS AKTIENGESELLSCHAFT	\$40.58	\$43.13	\$47.31	\$97.54	\$16.87	\$0.19	\$245.62
BAE SYSTEMS PLC	\$9.03	\$1.24	\$28.88	\$131.61	\$58.31		\$229.07
RTX CORPORATION	\$20.72	\$88.61	\$76.70	\$39.22			\$225.25
BUSINESS MISSION EDGE LLC	\$28.66	\$6.39	\$64.06	\$36.68	\$54.15	\$29.90	\$219.83
SES GOVERNMENT SOLUTIONS INC	\$31.04	\$44.82	\$55.20	\$58.27	\$29.78		\$219.11
M C DEAN INC	\$18.75	\$28.25	\$69.18	\$35.29	\$45.48	\$9.86	\$206.81
DIRECTVIZ SOLUTIONS LLC	\$19.62	\$35.57	\$38.67	\$49.27	\$52.28	\$10.34	\$205.74
PARSONS CORPORATION	\$27.15	\$48.41	\$41.57	\$39.52	\$16.28	\$5.46	\$178.39
ON ASSIGNMENT INC	\$20.98	\$11.65	\$51.77	\$86.10	\$0.00		\$170.50
DELOITTE CONSULTING LLP			\$15.05	\$7.40	\$92.07	\$52.36	\$166.88

**DEPARTMENT OF DEFENSE
ARMY
TOP CONTRACTORS (\$M, PRIOR 5 YEARS)**

Dollars Obligated	Column Labels						
Vehicle / Contractor / Task Order	2020	2021	2022	2023	2024	2025	Grand Total
PALANTIR TECHNOLOGIES INC	\$0.79	\$6.17	\$39.21	\$33.59	\$46.23	\$38.85	\$164.83
JOHNSON CONTROLS BUILDING AUTOMATION SYSTEMS LLC					\$147.14	\$16.53	\$163.67
AT&T INC	\$35.99	\$54.96	\$19.67	\$47.74	\$3.11	\$0.02	\$161.50
ITILITY LLC		\$32.12	\$39.05	\$36.89	\$40.91	\$12.51	\$161.48
PERATON INC					\$145.52	\$14.64	\$160.16
STRATOS GOVERNMENT SERVICES INC	\$13.43	\$49.00	\$44.87	\$41.90	\$8.54		\$157.74
SPECTRUM SOLUTIONS INC	\$17.17	\$14.11	\$25.57	\$36.03	\$52.98	\$10.16	\$156.01
VIASAT INC	\$44.92	\$27.24	\$43.19	\$29.84	\$5.84	\$0.01	\$151.04
HIG CAPITAL MANAGEMENT INC	\$7.71	\$28.91	\$33.88	\$64.20	\$7.09		\$141.78
MANTECH INTERNATIONAL CORPORATION	\$17.48	\$66.00	\$11.35	\$21.71	\$13.38	\$10.00	\$139.91
FOUR LLC	\$7.97	\$22.70	\$28.77	\$32.06	\$36.94	\$10.83	\$139.27
ENVIRONMENTAL SYSTEMS RESEARCH INSTITUTE INC	\$8.16	\$27.76	\$24.83	\$30.63	\$25.50	\$12.03	\$128.92
BOOZ ALLEN HAMILTON HOLDING CORPORATION	\$17.10	\$35.99	\$24.29	\$18.02	\$23.45	\$9.08	\$127.94
COLE ENGINEERING SERVICES INC					\$88.24	\$35.77	\$124.02
BY LIGHT PROFESSIONAL IT SERVICES LLC	\$4.16	\$12.07	\$40.45	\$43.45	\$22.49	-\$0.04	\$122.58
SIERRA NEVADA COMPANY LLC	\$2.03	\$16.52	\$62.28	\$36.07	\$4.83		\$121.72
SYSTEMWARE INC					\$119.45		\$119.45
L3HARRIS TECHNOLOGIES INC	\$7.79	\$34.45	\$24.59	\$11.79	\$37.42	\$1.36	\$117.39
TIBER CREEK CONSULTING INC	\$4.05	\$15.58	\$18.35	\$32.38	\$32.15	\$9.90	\$112.41
ARTEL LLC	\$4.43	\$21.77	\$22.59	\$26.82	\$26.57	\$7.00	\$109.19
CONSULTING SERVICES GROUP LLC		\$11.06	\$16.34	\$27.02	\$37.31	\$16.00	\$107.72
CISCO SYSTEMS INC	\$102.38	\$4.12					\$106.50
TELOS CORPORATION	\$31.23	\$31.70	\$22.52	\$13.11	\$1.05	\$3.89	\$103.50
LEONARDO SPA	\$19.93	\$47.04	\$27.41	\$1.27	-\$0.01	\$7.23	\$102.88
DATA SYSTEMS ANALYSTS INC	\$6.35	\$16.60	\$22.78	\$23.71	\$28.73	\$2.70	\$100.87
INDIAN TOWNSHIP SOLUTIONS LLC		\$23.66	\$35.04	\$31.51	\$9.90	\$0.00	\$100.11
BRISTOL BAY NATIVE CORPORATION	\$11.22	\$22.55	\$29.46	\$21.41	\$13.76		\$98.39
UIC GOVERNMENT SERVICES LLC			\$11.19	\$54.20	\$32.80		\$98.19
INSAP SERVICES INC	\$32.56	\$52.39	\$10.42	-\$0.21	-\$0.04	-\$0.06	\$95.06
BROADLEAF INC	\$22.15	\$30.40	\$23.42	\$18.10	\$0.57		\$94.64
CAELUM RESEARCH CORPORATION	\$0.42	\$4.32	\$18.09	\$30.48	\$31.07	\$8.58	\$92.96
MYTHICS LLC	\$5.00	\$24.85	\$21.83	\$24.75	\$10.51		\$86.93
KAIHONUA LLC	\$7.02	\$16.99	\$16.17	\$20.02	\$19.96	\$5.67	\$85.82
TEKSYNAP CORPORATION	\$1.77	\$9.05	\$13.00	\$14.91	\$28.03	\$18.98	\$85.73
LEIDOS INC					\$45.78	\$39.14	\$84.92
DIGITAL MANAGEMENT LLC	\$9.69	\$17.37	\$18.54	\$20.81	\$13.12	\$2.93	\$82.45

DEPARTMENT OF DEFENSE
ARMY
TOP CONTRACTORS (\$M, PRIOR 5 YEARS)

Dollars Obligated	Column Labels						
Vehicle / Contractor / Task Order	2020	2021	2022	2023	2024	2025	Grand Total
ECHELON SERVICES LLC	\$9.95	\$12.45	\$19.48	\$20.41	\$16.22		\$78.51
SENECA GLOBAL SERVICES LLC	\$0.00	\$17.91	\$33.04	\$14.50	\$12.88		\$78.33
GOVERNMENTCIO LLC	\$2.59	\$28.51	\$13.51	\$25.94	\$6.21		\$76.77
LOGC2 INC	-\$0.54	\$11.10	\$13.88	\$12.35	\$22.03	\$16.46	\$75.27
CHINOOK SYSTEMS INC	\$3.31	\$3.04	\$22.05	\$16.74	\$28.31	\$1.40	\$74.85
INTEGRATED DATA SERVICES LLC	\$30.02	-\$23.36	\$24.31	\$43.88			\$74.84
ASGN INCORPORATED					\$74.45	\$0.00	\$74.45
EXITCERTIFIED CORP	\$2.80	\$44.60	\$16.69	\$10.05	\$0.14		\$74.28
DECILOG INC	\$13.11	\$11.77	\$15.46	\$16.92	\$13.99		\$71.24
VISTA DEFENSE TECHNOLOGIES LLC	\$8.40	\$21.49	\$29.15	\$1.22	\$8.25	\$1.61	\$70.14
PAVION CORP		\$13.53	\$18.71	\$30.75	\$7.03		\$70.02
INTERACTIVE PROCESS TECHNOLOGY LLC	\$2.80	\$1.42	\$0.00	\$23.77	\$33.93	\$8.00	\$69.92
KONIAG MANAGEMENT SOLUTIONS LLC			\$12.59	\$24.72	\$23.45	\$7.94	\$68.70
COMPAGNIE DE DEVELOPPEMENT DE L'EAU SA					\$44.71	\$22.31	\$67.02
NEW TECH SOLUTIONS INC	\$1.99	\$12.72	\$11.26	\$19.29	\$16.90	\$4.57	\$66.73
INMARSAT GOVERNMENT INC					\$46.74	\$18.67	\$65.41
VECTRUS INC	\$4.97	\$19.89	\$18.54	\$15.82	\$5.57		\$64.78
MISSION SOLUTIONS GROUP INC	\$14.44	\$41.95	\$8.38				\$64.77
KUPONO GOVERNMENT SERVICES LLC	\$3.77	\$13.88	\$17.52	\$15.71	\$11.92	\$1.82	\$64.63
WOLFTEK MISSION GROUP LLC				\$34.54	\$29.95		\$64.49
DELOITTE TOUCHE TOHMATSU LIMITED	\$0.19	\$19.44	\$18.85	\$16.97	\$7.08		\$62.53
LAWELAWTECH TECHNOLOGY SERVICES INC		\$13.44	\$14.18	\$14.74	\$14.85	\$2.60	\$59.80
GSTEK INC	\$1.82	\$8.64	\$14.14	\$15.09	\$16.02	\$1.10	\$56.81
CAP GEMINI			\$19.86	\$26.63	\$9.04		\$55.54
ARROW ELECTRONICS INC	\$13.27	\$11.57	\$9.59	\$10.28	\$10.05	\$0.27	\$55.01
LEADER COMMUNICATIONS INC	\$0.31	\$5.15	\$15.96	\$16.91	\$15.73	\$0.02	\$54.09
THE CHENEGA CORPORATION	\$9.91	\$18.38	\$14.59	\$9.23	\$1.25		\$53.36
BT GROUP PLC	\$9.20	\$57.90	-\$14.68	\$0.33	\$0.54		\$53.29
HIGHLIGHT TECHNOLOGIES INC	\$0.83	\$4.11	\$16.71	\$24.49	\$6.25		\$52.39
KBR INC	\$5.58	\$13.16	\$21.52	\$10.07	\$1.34		\$51.67
NETWORK INNOVATIONS INC	\$10.70	\$14.35	\$25.50				\$50.56
GRADKELL SYSTEMS INC	\$4.03	\$16.14	\$15.05	\$7.69	\$7.44	\$0.00	\$50.35
SYSTEMATIC INC	\$3.60	\$15.79	\$14.10	\$13.93	\$2.62	\$0.00	\$50.04
MA FEDERAL INC	\$0.07	\$27.61	\$17.07	\$5.19			\$49.95
ABACUS TECHNOLOGY CORPORATION	\$7.29	\$15.13	\$8.98	\$7.95	\$10.35		\$49.70
TUVLI LLC			\$2.25	\$16.37	\$18.34	\$11.86	\$48.82

**DEPARTMENT OF DEFENSE
ARMY
TOP CONTRACTORS (\$M, PRIOR 5 YEARS)**

Dollars Obligated	Column Labels						
Vehicle / Contractor / Task Order	2020	2021	2022	2023	2024	2025	Grand Total
RIPTIDE SOFTWARE INC	\$3.84	\$11.25	\$9.60	\$14.22	\$9.90	\$0.00	\$48.81
GALAPAGOS FEDERAL SYSTEMS LLC	\$0.00	\$0.00	\$3.54	\$12.78	\$21.86	\$10.30	\$48.49
TECHNICAL AND PROJECT ENGINEERING LLC	\$13.60	\$4.11	\$14.36	\$3.91	\$9.98	\$1.87	\$47.82
PO' OKELA SOLUTIONS LLC		\$7.06	\$7.17	\$12.66	\$14.20	\$5.94	\$47.03
MISSION1ST GROUP INC	-\$1.41	\$42.24	\$7.78	-\$1.68	\$0.00		\$46.93
INTELSAT GENERAL COMMUNICATIONS LLC		\$18.10	\$8.58	\$9.20	\$10.98		\$46.85
A & T SYSTEMS INC	\$0.37	\$11.09	\$9.23	\$12.16	\$10.94	\$2.84	\$46.63
UNIFIED BUSINESS TECHNOLOGIES INC	\$5.17	\$9.94	\$7.35	\$11.70	\$8.80	\$3.56	\$46.52
IDEAL INNOVATIONS INCORPORATED	\$9.60	\$9.53	\$9.16	\$4.57	\$8.88	\$4.44	\$46.18
ADVANCED ALLIANT SOLUTIONS TEAM LIMITED PARTNERSHIP	\$4.24	\$18.16	\$15.63	\$2.44	\$4.21	\$1.14	\$45.82
PERATON SOLUTIONS INC	\$27.49	\$18.07					\$45.55
ENTERPRISE TECHNOLOGY SOLUTIONS INC	\$0.62	\$4.32	\$6.51	\$17.10	\$14.38	\$2.30	\$45.23
AKTARIUS LLC					\$29.90	\$15.01	\$44.92
HAWAIIAN NATIVE CORPORATION	\$0.00	\$22.68	\$21.72	\$0.30			\$44.71
EXETER GOVERNMENT SERVICES LLC	\$2.18	\$11.61	\$15.24	\$12.59	\$2.44		\$44.05
LOCKHEED MARTIN CORP	\$8.87	\$21.77	\$9.64	\$2.01	\$1.51	\$0.00	\$43.79
SOS INTERNATIONAL LLC		\$8.55	\$16.41	\$6.99	\$6.22	\$5.32	\$43.49
THE LOGISTICS CO INCORPORATED	\$4.95	\$26.11	\$11.72	\$0.00			\$42.78
CACI-ISS LLC					\$42.27	-\$0.25	\$42.02
SIEMENS ENERGY AG					\$38.40	\$3.09	\$41.49
BELCAN CORPORATION		\$12.73	\$15.92	\$12.49			\$41.15
GOLDBELT INCORPORATED	\$1.12	\$6.87	\$15.84	\$5.45	\$8.07	\$3.69	\$41.03
AGILE DECISION SCIENCES LLC				\$14.56	\$22.57	\$3.46	\$40.59
DH TECHNOLOGIES INC	\$0.00	\$1.97	\$6.72	\$5.24	\$21.51	\$4.90	\$40.34
ROCKWELL COLLINS AUSTRALIA PTY LIMITED			\$0.00	\$4.99	\$32.14	\$3.18	\$40.31
SCHNEIDER ELECTRIC SE	\$1.80	\$1.33	\$5.52	\$31.56	\$0.01		\$40.23
ALL NATIVE SYNERGIES COMPANY	\$0.33	\$11.44	\$12.40	\$12.61	\$3.32		\$40.10
ALASKA NATIVE GOVERNMENT SERVICES LLC	\$7.43	\$8.90	\$9.00	\$12.91	\$1.83		\$40.08
NEXTECH SOLUTIONS LLC	\$20.77	\$8.85	\$10.43		\$0.00		\$40.05
CONVERGINT TECHNOLOGIES GROUP HOLDINGS INC	\$4.22	\$3.16	\$12.31	\$17.77	\$1.53		\$38.99
OAKLAND CONSULTING GROUP INC	\$9.75	\$20.56	\$6.49	\$1.98			\$38.78
BOWHEAD PROFESSIONAL AND TECHNICAL SOLUTIONS LLC	\$5.80	\$17.15	\$4.15		\$9.06	\$2.52	\$38.68
FEDITC LLC	\$5.46	\$10.23	\$6.70	\$8.15	\$4.29	\$3.21	\$38.04
LAWELAW DEFENSE INC					\$25.67	\$12.15	\$37.82
ASRC FEDERAL DATA NETWORKX LLC	\$6.74	\$2.34	\$26.19	\$2.06	-\$0.17		\$37.16
SPIDER STRATEGIES INC	\$5.81	\$5.16	\$8.30	\$6.27	\$11.37		\$36.91

**DEPARTMENT OF DEFENSE
ARMY
TOP CONTRACTORS (\$M, PRIOR 5 YEARS)**

Dollars Obligated	Column Labels						
Vehicle / Contractor / Task Order	2020	2021	2022	2023	2024	2025	Grand Total
HALVIK CORP	\$2.02	\$11.50	\$9.34	\$4.61	\$8.47	\$0.96	\$36.89
SHERPA 6 INC	\$4.00	\$5.81	\$3.00	\$10.86	\$12.91		\$36.58
CHOGGIUNG LTD	\$0.34	\$2.05	\$15.44	\$9.08	\$9.14		\$36.06
CLOUD LAKE TECHNOLOGY LLC		\$0.00	\$2.09	\$17.21	\$16.73		\$36.03
CHUGACH TECHNICAL SOLUTIONS LLC	\$5.81	\$7.04	\$8.00	\$7.42	\$7.47		\$35.73
EVERGREEN FIRE ALARMS LLC	\$7.55	\$10.09	\$7.07	\$7.69	\$2.26	\$0.79	\$35.46
VENCEDOR TECHNOLOGIES LLC	\$0.00	\$4.00	\$4.65	\$4.65	\$18.85	\$2.63	\$34.79
YOUONE ENGINEERING COLTD	\$6.08	\$5.44	\$12.17	\$6.34	\$4.62	\$0.02	\$34.67
THE BOEING COMPANY	\$2.39	\$5.04	\$9.95	\$9.46	\$7.30	\$0.49	\$34.63
PTSI MANAGED SERVICES INC					\$30.79	\$3.81	\$34.60
PERATON ENTERPRISE SOLUTIONS LLC					\$31.21	\$2.93	\$34.13
CURTISS-WRIGHT CORPORATION		\$7.96	\$13.51	\$10.88	\$1.60		\$33.94
TYTO ATHENE LLC		-\$10.00	\$2.49	\$0.67	\$35.06	\$5.57	\$33.79
ALASKA NORTHSTAR RESOURCES LLC		\$3.55	\$6.42	\$11.78	\$9.70	\$2.25	\$33.71
BAM TECHNOLOGIES LLC		\$1.74	\$10.62	\$7.91	\$11.59	\$1.78	\$33.65
MAXAR TECHNOLOGIES INC	\$7.89	\$3.34	\$12.73	\$7.79	\$1.65		\$33.40
THUNDERCAT TECHNOLOGY LLC	\$0.30	\$5.85	\$7.42	\$8.20	\$10.97	\$0.30	\$33.04
TRIBALCO LLC	\$0.25	\$13.34	\$13.07	\$9.10	-\$2.89	-\$0.31	\$32.57
APOGEE-SAIC CAPABILITIES INTEGRATOR LLC	\$6.17	\$7.79	\$5.24	\$7.21	\$4.80	\$1.15	\$32.37
ALESIG CONSULTING LLC			\$3.69	\$10.29	\$10.21	\$8.17	\$32.36
BENTLEY SYSTEMS INCORPORATED	\$0.42	\$5.39	\$8.26	\$8.62	\$9.54		\$32.23
GARTNER INC	\$3.28	\$6.30	\$5.29	\$8.02	\$7.70	\$1.50	\$32.10
MAXIMUS FEDERAL CONSULTING LLC	\$13.82	\$19.57		\$0.00	-\$1.52		\$31.87
FEDRESULTS INC	\$4.91	\$4.77	\$9.57	\$8.83	\$3.52	\$0.17	\$31.77
AD HOC RESEARCH ASSOCIATES LLC	\$8.34	\$12.05	\$7.99	\$3.32	\$0.00		\$31.70
T-MOBILE US INC	\$2.86	\$7.17	\$8.37	\$9.16	\$3.90		\$31.46
UKPEAGVIK INUPIAT CORPORATION	\$0.46	\$1.85	\$1.32	-\$0.14	\$13.28	\$14.55	\$31.32
LINTECH-PRAGMATICS JV LLC	\$0.24		\$1.32	\$10.24	\$17.49	\$1.99	\$31.27
PRAGMATICS LLC	\$13.98	\$3.59	\$3.90	\$4.22	\$5.32		\$31.01
SUNTIVA LLC	\$1.68	\$6.14	\$0.06	\$0.00	\$16.44	\$6.67	\$30.98
RDM ENGINEERING LLC	\$4.04	\$3.57	\$9.86	\$10.24	\$3.24		\$30.94
DIGNITAS TECHNOLOGIES LLC	\$0.00	\$2.33	\$12.09	\$7.92	\$8.28	\$0.00	\$30.62
22ND CENTURY TECHNOLOGIES INC	\$1.04	\$7.10	\$10.88	\$8.21	\$2.96	\$0.00	\$30.18
RED RIVER TECHNOLOGY LLC	\$0.00	\$2.95	\$5.42	\$14.38	\$5.86	\$1.52	\$30.14
CHEROKEE NATION OPERATIONAL SOLUTIONS LLC		\$6.37	\$6.63	\$7.09	\$7.12	\$2.80	\$30.01
EAGLE INTEGRATED SERVICES LLC		\$1.31	\$6.14	\$7.48	\$12.96	\$2.10	\$29.98

DEPARTMENT OF DEFENSE
ARMY
TOP CONTRACTORS (\$M, PRIOR 5 YEARS)

Dollars Obligated	Column Labels						
Vehicle / Contractor / Task Order	2020	2021	2022	2023	2024	2025	Grand Total
OCTO METRIC LLC			\$8.13	\$10.48	\$8.74	\$2.45	\$29.80
CHENEGA IT ENTERPRISE SERVICES LLC	\$0.87	\$4.24	\$6.84	\$7.13	\$7.30	\$2.80	\$29.18
ALTA VIA CONSULTING LLC	\$3.55	\$5.49	\$6.56	\$7.50	\$6.00		\$29.09
LMI CONSULTING LLC			\$7.65	\$10.56	\$10.60		\$28.82
ITES VENTURE LLC	\$3.90	\$5.80	\$5.35	\$5.70	\$7.43	\$0.59	\$28.77
SYNERGIST JV LLC		\$1.79	\$9.14	\$9.49	\$10.49	-\$2.25	\$28.67
SYNCADD SYSTEMS INC	\$2.19	\$3.95	\$5.96	\$8.04	\$8.27		\$28.41
BLUE TECH INC	\$5.94	\$9.66	\$3.41	\$2.89	\$3.17	\$3.24	\$28.31
STRATEGIC RESOURCES INCORPORATED	\$1.99	\$2.25	\$5.85	\$8.73	\$9.14	\$0.33	\$28.29
HUNA TOTEM CORP	\$7.20	\$6.60	\$6.98	\$7.29			\$28.07
OM GROUP INC	\$4.30	\$6.40	\$7.29	\$6.23	\$3.76	\$0.00	\$27.99
JOHNSON CONTROLS INC	\$6.21	\$21.61	\$0.00				\$27.82
LINTECH GLOBAL INC	\$2.61	\$11.55	\$8.01	\$4.92		-\$0.03	\$27.06
SCIENTIFIC RESEARCH CORPORATION				\$7.27	\$16.32	\$3.33	\$26.92
SUMMIT TECHNICAL SOLUTIONS LLC	\$1.68	\$4.45	\$5.85	\$7.95	\$6.91	-\$0.09	\$26.75
DEWBERRY DESIGN-BUILDERS INC	\$3.06	\$0.12	\$0.65	\$22.46	\$0.12	\$0.00	\$26.40
ARLINGTON CAPITAL PARTNERS IV LP	\$8.70	\$0.69	\$16.19	\$5.15	-\$4.37		\$26.35
COHO CONSTRUCTION MANAGEMENT LLC			\$23.50	\$0.10	\$2.72		\$26.32
SOFT TECH CONSULTING INC	\$0.00	\$2.89	\$4.88	\$9.53	\$8.47	\$0.39	\$26.15
AUGUSTINE CONSULTING INC					\$24.15	\$1.65	\$25.80
TIPPING POINT SOLUTIONS INC	\$4.05	\$4.41	\$0.63	\$11.20	\$5.44	\$0.01	\$25.74
PELATRON TECHNOLOGIES LLC	\$3.70	\$7.71	\$2.82	\$5.77	\$5.69		\$25.69
ALAMO-EVERGREEN JV LLC			\$0.00	\$1.66	\$23.68	\$0.34	\$25.68
FEDERAL INFORMATION SYSTEMS INC			\$5.86	\$13.20	\$6.46		\$25.52
LOGISTICS SYSTEMS INCORPORATED	\$0.00	\$1.48	\$6.43	\$8.76	\$7.72	\$0.68	\$25.07
Grand Total	\$2,773.35	\$6,000.41	\$6,692.61	\$6,943.72	\$7,454.89	\$1,560.08	\$31,425.05

DEPARTMENT OF DEFENSE
ARMY
TOP SMALL BUSINESS CONTRACTORS (\$M, PRIOR 5 YEARS)

Dollars Obligated	Column Labels						
Vehicle / Contractor / Task Order	2020	2021	2022	2023	2024	2025	Grand Total
FAIRWINDS TECHNOLOGIES LLC			\$122.03	\$152.79	\$107.65	\$3.31	\$385.78
AGILE DEFENSE LLC	\$10.88	\$50.50	\$82.84	\$82.91	\$67.82		\$294.94
COUNTERTRADE PRODUCTS INC	\$0.00	\$37.11	\$21.39	\$103.49	\$127.29	\$5.45	\$294.73
PHOENIX LOGISTICS LLC	\$11.83	\$57.76	\$75.83	\$79.52	\$38.90	\$0.00	\$263.84
NANA REGIONAL CORPORATION INC	\$20.06	\$81.17	\$83.41	\$40.38	\$28.09	\$9.60	\$262.72
BUSINESS MISSION EDGE LLC	\$28.66	\$6.39	\$64.06	\$36.68	\$54.15	\$29.90	\$219.83
DIRECTVIZ SOLUTIONS LLC	\$19.62	\$35.57	\$38.67	\$49.27	\$28.88		\$172.00
SPECTRUM SOLUTIONS INC	\$17.17	\$14.11	\$25.57	\$36.03	\$52.98	\$10.16	\$156.01
FOUR LLC	\$7.97	\$22.69	\$28.75	\$32.08	\$36.94	\$10.81	\$139.23
INNOVATIVE MANAGEMENT CONCEPTS INC	\$16.34	\$25.63	\$73.07	\$15.53			\$130.57
TIBER CREEK CONSULTING INC	\$4.05	\$15.58	\$18.35	\$32.38	\$32.15	\$9.90	\$112.41
CONSULTING SERVICES GROUP LLC		\$11.06	\$16.34	\$27.02	\$37.31	\$16.00	\$107.72
INDIAN TOWNSHIP SOLUTIONS LLC		\$23.66	\$35.04	\$31.51	\$9.90	\$0.00	\$100.11
BRISTOL BAY NATIVE CORPORATION	\$11.22	\$22.55	\$29.46	\$21.41	\$13.76		\$98.39
UIC GOVERNMENT SERVICES LLC			\$11.19	\$54.20	\$32.80		\$98.19
INSAP SERVICES INC	\$32.56	\$52.39	\$10.42	-\$0.21	-\$0.04	-\$0.06	\$95.06
BROADLEAF INC	\$22.15	\$30.40	\$23.42	\$18.10	\$0.57		\$94.64
KAIHONUA LLC	\$7.02	\$16.99	\$16.17	\$20.02	\$19.96	\$5.67	\$85.82
TEKSYNAP CORPORATION	\$1.77	\$9.05	\$13.00	\$14.91	\$27.84	\$15.89	\$82.45
TELOS CORPORATION	\$19.94	\$31.71	\$16.41	\$10.21	\$4.05		\$82.31
CAELUM RESEARCH CORPORATION	\$0.35	-\$0.12	\$12.70	\$29.21	\$28.25	\$8.47	\$78.86
ECHELON SERVICES LLC	\$9.95	\$12.45	\$19.48	\$20.41	\$16.22		\$78.51
SENECA GLOBAL SERVICES LLC	\$0.00	\$17.91	\$33.04	\$14.50	\$12.88		\$78.33
ITILITY LLC		\$32.12	\$39.05	\$4.83			\$76.00
LOGC2 INC	-\$0.54	\$11.10	\$13.88	\$12.35	\$22.03	\$16.46	\$75.27
CHINOOK SYSTEMS INC	\$3.31	\$3.04	\$22.05	\$16.74	\$28.31	\$1.40	\$74.85
INTEGRATED DATA SERVICES LLC	\$30.02	-\$23.36	\$24.31	\$43.88			\$74.84
DECILOG INC	\$13.11	\$11.77	\$15.46	\$16.92	\$13.99		\$71.24
VISTA DEFENSE TECHNOLOGIES LLC	\$8.40	\$21.49	\$29.15	\$1.22	\$8.25	\$1.61	\$70.14
PAVION CORP		\$13.53	\$18.71	\$30.75	\$7.03		\$70.02
INTERACTIVE PROCESS TECHNOLOGY LLC	\$2.80	\$1.42	\$0.00	\$23.77	\$33.93	\$8.00	\$69.92
KONIAG MANAGEMENT SOLUTIONS LLC			\$12.59	\$24.72	\$23.45	\$7.94	\$68.70
MISSION SOLUTIONS GROUP INC	\$14.44	\$41.95	\$8.38				\$64.77
KUPONO GOVERNMENT SERVICES LLC	\$3.77	\$13.88	\$17.52	\$15.71	\$11.92	\$1.82	\$64.63
WOLFTEK MISSION GROUP LLC				\$34.54	\$29.95		\$64.49
LAWELAWE TECHNOLOGY SERVICES INC		\$13.44	\$14.18	\$14.74	\$14.85	\$2.60	\$59.80

DEPARTMENT OF DEFENSE
ARMY
TOP SMALL BUSINESS CONTRACTORS (\$M, PRIOR 5 YEARS)

Dollars Obligated	Column Labels						
Vehicle / Contractor / Task Order	2020	2021	2022	2023	2024	2025	Grand Total
GSTEK INC	\$1.82	\$8.64	\$14.14	\$15.09	\$16.02	\$1.10	\$56.81
LEADER COMMUNICATIONS INC	\$0.31	\$5.15	\$15.96	\$16.91	\$15.73	\$0.02	\$54.09
THE CHENEGA CORPORATION	\$9.91	\$18.38	\$14.59	\$9.23	\$1.25		\$53.36
HIGHLIGHT TECHNOLOGIES INC	\$0.83	\$4.11	\$16.71	\$31.49			\$53.14
GRADKELL SYSTEMS INC	\$4.03	\$16.14	\$15.05	\$7.69	\$7.44	\$0.00	\$50.35
MA FEDERAL INC	\$0.00	\$27.61	\$17.07	\$5.19			\$49.88
ABACUS TECHNOLOGY CORPORATION	\$7.29	\$15.13	\$8.98	\$7.71	\$10.00		\$49.11
TUVLI LLC			\$2.25	\$16.37	\$18.34	\$11.86	\$48.82
RIPTIDE SOFTWARE INC	\$3.84	\$11.25	\$9.60	\$14.22	\$9.90	\$0.00	\$48.81
GALAPAGOS FEDERAL SYSTEMS LLC	\$0.00	\$0.00	\$3.54	\$12.78	\$21.86	\$10.30	\$48.49
TECHNICAL AND PROJECT ENGINEERING LLC	\$13.60	\$4.11	\$14.36	\$3.91	\$9.98	\$1.87	\$47.82
PO' OKELA SOLUTIONS LLC		\$7.06	\$7.17	\$12.66	\$14.20	\$5.94	\$47.03
MISSION1ST GROUP INC	-\$1.41	\$42.24	\$7.78	-\$1.68	\$0.00		\$46.93
A & T SYSTEMS INC	\$0.36	\$11.09	\$9.23	\$12.16	\$10.94	\$2.84	\$46.62
UNIFIED BUSINESS TECHNOLOGIES INC	\$5.17	\$9.94	\$7.35	\$11.70	\$8.80	\$3.56	\$46.52
IDEAL INNOVATIONS INCORPORATED	\$9.60	\$9.53	\$9.16	\$4.57	\$8.88	\$4.44	\$46.18
ADVANCED ALLIANT SOLUTIONS TEAM LIMITED PARTNERSHIP	\$4.24	\$18.16	\$15.63	\$2.44	\$4.21	\$1.14	\$45.82
AKTARIUS LLC					\$29.90	\$15.01	\$44.92
ENTERPRISE TECHNOLOGY SOLUTIONS INC	\$0.59	\$4.26	\$6.46	\$16.94	\$14.31	\$2.28	\$44.84
HAWAIIAN NATIVE CORPORATION	\$0.00	\$22.68	\$21.72	\$0.30			\$44.71
EXETER GOVERNMENT SERVICES LLC	\$2.18	\$11.61	\$15.24	\$12.59	\$2.44		\$44.05
THE LOGISTICS CO INCORPORATED	\$5.00	\$26.11	\$11.77				\$42.88
GOLDBELT INCORPORATED	\$1.12	\$6.87	\$15.84	\$5.45	\$8.07	\$3.69	\$41.03
AGILE DECISION SCIENCES LLC				\$14.56	\$22.57	\$3.46	\$40.59
DH TECHNOLOGIES INC	\$0.00	\$1.97	\$6.72	\$5.24	\$21.51	\$4.90	\$40.34
ALL NATIVE SYNERGIES COMPANY	\$0.33	\$11.44	\$12.40	\$12.61	\$3.32		\$40.10
ALASKA NATIVE GOVERNMENT SERVICESLLC	\$7.43	\$8.90	\$9.00	\$12.91	\$1.83		\$40.08
NEXTECH SOLUTIONS LLC	\$20.77	\$8.85	\$10.43		\$0.00		\$40.05
OAKLAND CONSULTING GROUP INC	\$9.75	\$20.56	\$6.49	\$1.98			\$38.78
BOWHEAD PROFESSIONAL AND TECHNICAL SOLUTIONS LLC	\$5.80	\$17.15	\$4.15		\$9.06	\$2.52	\$38.68
LAWELAWE DEFENSE INC					\$25.67	\$12.15	\$37.82
ASRC FEDERAL DATA NETWORKX LLC	\$6.74	\$2.34	\$26.19	\$2.06	-\$0.17		\$37.16
SPIDER STRATEGIES INC	\$5.81	\$5.16	\$8.30	\$6.27	\$11.37		\$36.91
SHERPA 6 INC	\$4.00	\$5.81	\$3.00	\$10.86	\$12.91		\$36.58
CHOGGIUNG LTD	\$0.34	\$2.05	\$15.44	\$9.08	\$9.14		\$36.06
CLOUD LAKE TECHNOLOGY LLC		\$0.00	\$2.09	\$17.21	\$16.73		\$36.03

DEPARTMENT OF DEFENSE
ARMY
TOP SMALL BUSINESS CONTRACTORS (\$M, PRIOR 5 YEARS)

Dollars Obligated	Column Labels						
Vehicle / Contractor / Task Order	2020	2021	2022	2023	2024	2025	Grand Total
CHUGACH TECHNICAL SOLUTIONS LLC	\$5.81	\$7.04	\$8.00	\$7.42	\$7.47		\$35.73
EVERGREEN FIRE ALARMS LLC	\$7.55	\$10.09	\$7.07	\$7.69	\$2.26	\$0.79	\$35.45
FEDITC LLC	\$5.46	\$10.23	\$6.70	\$8.15	\$4.29		\$34.83
VENCEDOR TECHNOLOGIES LLC	\$0.00	\$4.00	\$4.65	\$4.65	\$18.85	\$2.63	\$34.79
ALASKA NORTHSTAR RESOURCES LLC		\$3.55	\$6.42	\$11.78	\$9.70	\$2.25	\$33.71
BAM TECHNOLOGIES LLC		\$1.74	\$10.62	\$7.91	\$11.59	\$1.78	\$33.65
MAXIMUS FEDERAL CONSULTING LLC	\$14.10	\$20.17			-\$1.52		\$32.75
ALESIG CONSULTING LLC			\$3.69	\$10.29	\$10.21	\$8.17	\$32.36
AD HOC RESEARCH ASSOCIATES LLC	\$8.34	\$12.05	\$7.99	\$3.32	\$0.00		\$31.70
RDM ENGINEERING LLC	\$4.04	\$3.57	\$9.86	\$10.24	\$3.24		\$30.94
UKPEAGVIK INUPIAT CORPORATION	\$0.46	\$1.85	\$0.67	-\$0.13	\$13.28	\$14.55	\$30.68
HALVIK CORP	\$2.02	\$11.50	\$9.34	\$4.61	\$2.23	\$0.96	\$30.66
DIGNITAS TECHNOLOGIES LLC	\$0.00	\$2.33	\$12.09	\$7.92	\$8.28	\$0.00	\$30.62
CHEROKEE NATION OPERATIONAL SOLUTIONS LLC		\$6.37	\$6.63	\$7.09	\$7.12	\$2.80	\$30.01
EAGLE INTEGRATED SERVICES LLC		\$1.31	\$6.14	\$7.48	\$12.96	\$2.10	\$29.98
OCTO METRIC LLC			\$8.13	\$10.48	\$8.74	\$2.45	\$29.80
CHENEGA IT ENTERPRISE SERVICES LLC	\$0.87	\$4.24	\$6.84	\$7.13	\$7.30	\$2.80	\$29.18
ALTA VIA CONSULTING LLC	\$3.55	\$5.49	\$6.56	\$7.50	\$6.00		\$29.09
ITES VENTURE LLC	\$3.90	\$5.80	\$5.35	\$5.70	\$7.43	\$0.59	\$28.77
SYNERGIST JV LLC		\$1.79	\$9.14	\$9.49	\$10.49	-\$2.25	\$28.67
SYNCADD SYSTEMS INC	\$2.19	\$3.95	\$5.96	\$8.04	\$8.27		\$28.41
STRATEGIC RESOURCES INCORPORATED	\$1.99	\$2.25	\$5.85	\$8.73	\$9.14	\$0.33	\$28.29
HUNA TOTEM CORP	\$7.20	\$6.60	\$6.98	\$7.29			\$28.07
OM GROUP INC	\$4.14	\$6.40	\$7.29	\$6.23	\$3.76	\$0.00	\$27.83
NEW TECH SOLUTIONS INC	\$1.95	\$7.01	\$2.67	\$11.52	\$4.53	\$0.00	\$27.68
LINTECH GLOBAL INC	\$2.61	\$11.55	\$8.01	\$4.92		-\$0.03	\$27.06
FEDRESULTS INC	\$0.36	\$4.56	\$9.43	\$8.80	\$3.49	\$0.17	\$26.80
SUMMIT TECHNICAL SOLUTIONS LLC	\$1.68	\$4.45	\$5.85	\$7.95	\$6.91	-\$0.09	\$26.75
COHO CONSTRUCTION MANAGEMENT LLC			\$23.50	\$0.10	\$2.72		\$26.32
AUGUSTINE CONSULTING INC					\$24.15	\$1.65	\$25.80
TIPPING POINT SOLUTIONS INC	\$4.05	\$4.41	\$0.63	\$11.20	\$5.44	\$0.01	\$25.74
PELATRON TECHNOLOGIES LLC	\$3.70	\$7.71	\$2.82	\$5.77	\$5.69		\$25.69
ALAMO-EVERGREEN JV LLC			\$0.00	\$1.66	\$23.68	\$0.34	\$25.68
LINTECH-PRAGMATICS JV LLC	\$0.24		\$1.32	\$10.24	\$13.83		\$25.62
FEDERAL INFORMATION SYSTEMS INC			\$5.86	\$13.20	\$6.46		\$25.52
SOFT TECH CONSULTING INC	\$0.00	\$2.89	\$4.88	\$9.53	\$8.11		\$25.40

DEPARTMENT OF DEFENSE
ARMY
TOP SMALL BUSINESS CONTRACTORS (\$M, PRIOR 5 YEARS)

Dollars Obligated	Column Labels						
Vehicle / Contractor / Task Order	2020	2021	2022	2023	2024	2025	Grand Total
Grand Total	\$1,031.79	\$2,102.23	\$2,390.14	\$2,511.79	\$2,557.69	\$441.17	\$11,034.82