



**DEPARTMENT OF DEFENSE
DEFENSE INFORMATION SYSTEMS AGENCY
OVERVIEW OF UPCOMING LARGE CONTRACT AND TASK ORDER RECOMPETES
06-May-26**


The following report provides a snapshot of expiring large contracts and task orders with likely recompetes during three calendar year periods:

- Near-Term: Current Quarter and Following Four Quarters
- Mid-Term: Six Quarters Following Near-Term
- Long-Term: Greater Than Mid-Term

The summaries are based on total, actual contract obligations over a five year look-back across all information technology NAICS codes (select 51x, 54x codes) on contracts and task orders with a total value of more than \$25M.


The report includes an overview of the top overall and small business contractors across the five year window. All summaries are compiled from the current usaspending.com archive flat files. Many small business awards include large business entities due primarily to merger and acquisition activity.

**DEPARTMENT OF DEFENSE
DEFENSE INFORMATION SYSTEMS AGENCY
NEAR-TERM CONTRACT AND TASK ORDER EXPIRATIONS**




Vehicle / Task Order / Contractor	Actual Obligations (\$M, Prior 5 Years)	Potential Obligations (\$M, Max Reported)	Start Date	End Date
GLOBAL SERVICES MANAGEMENT - OPERATIONS 2 (GSM-O 2)	\$639.60		2021/05/01	2027/01/30
DOD JOINT REGIONAL SECURITY STACK (JRSS) PORTFOLIO MANAGEMENT OFFICE (PMO) REQUIREMENTS (LEIDOS HOLDINGS INC)	\$219.95	\$393.14	2021/05/29	2026/05/28
JFHQ DODIN (LEIDOS HOLDINGS INC)	\$160.74	\$261.02	2021/06/18	2026/06/17
JSP PENETRATION HANDLING INTRUSION & SYSTEM HEALTH (LEIDOS HOLDINGS INC)	\$151.07	\$167.87	2021/05/01	2026/04/30
JSP CYBER SECURITY (LEIDOS HOLDINGS INC)	\$95.21	\$158.30	2022/01/31	2027/01/30
AIRTIME SERVICES	\$380.71		2019/09/15	2026/09/14
ALL TASKS (IRIDIUM SATELLITE LLC)	\$273.83	\$738.50	2019/09/15	2026/09/14
ALL TASKS (IRIDIUM GOVERNMENT SERVICES LLC)	\$106.87	\$738.50	2019/09/15	2026/09/14
CISCO GLOBAL ENTERPRISE MODERNIZATION SOFTWARE AND SUPPORT (GEMSS)	\$309.00		2022/06/28	2027/06/20
UNKNOWN (HIG CAPITAL MANAGEMENT INC)	\$177.20	\$334.99	2022/06/28	2027/06/20
UNKNOWN (IRON BOW TECHNOLOGIES LLC)	\$131.80	\$334.99	2022/06/28	2027/06/20
OPERATIONAL PACKAGED PLEO SERVICE	\$272.78		2024/08/08	2027/06/29
BEST EFFORT SUBSCRIPTION & TERMINALS - UKRAINE (SPACE EXPLORATION TECHNOLOGIES CORP)	\$138.06	\$537.73	2024/08/08	2027/06/29
UNKNOWN (SPACE EXPLORATION TECHNOLOGIES CORP)	\$134.72	\$231.14	2024/09/11	2026/09/29
MULTIPLE AWARD SCHEDULE	\$227.13		2020/02/07	2027/06/19
MICROSOFT O365 X3 LICENSES (MINBURN TECHNOLOGY GROUP LLC)	\$77.99	\$121.59	2024/05/23	2027/06/19
DEFENSE ENTERPRISE OFFICE SOLUTIONS (DEOS) (GENERAL DYNAMICS CORP)	\$77.91	\$102.75	2021/03/05	2026/09/04
IBM SOFTWARE SOLUTION (INTERNATIONAL BUSINESS MACHINES CORPORATION)	\$27.49	\$37.48	2021/10/01	2026/09/30
ENCORE 3	\$105.75		2021/12/02	2026/12/01
MULTIMEDIA ARCHITECTURAL NETWORKING DESIGN OPTIMIZATION (MANDO) (COMPQSOFT INC)	\$75.35	\$157.57	2021/12/02	2026/12/01
COMMUNICATIONS CAPACITY SERVICES 2 (CSC2)	\$96.58		2025/04/15	2026/04/14
UNKNOWN (KNIGHT POINT SYSTEMS LLC)	\$96.58	\$100.31	2025/04/15	2026/04/14
ENTERPRISE TRANSPORT MANAGEMENT (ETM) - NEXT GENERATION	\$83.61		2019/01/24	2026/08/08
UNKNOWN (WICO LIMITED)	\$52.49	\$389.47	2019/01/24	2026/08/08
UNKNOWN (GENERAL DYNAMICS CORP)	\$31.12	\$389.47	2019/01/24	2026/08/08
DISN GLOBAL NETWORK SERVICES (GNS)	\$83.40		2017/06/09	2027/06/08
TCR READINESS VALIDATION (AT&T INC)	\$31.19	\$152.64	2017/06/09	2027/06/08

**DEPARTMENT OF DEFENSE
DEFENSE INFORMATION SYSTEMS AGENCY
NEAR-TERM CONTRACT AND TASK ORDER EXPIRATIONS**



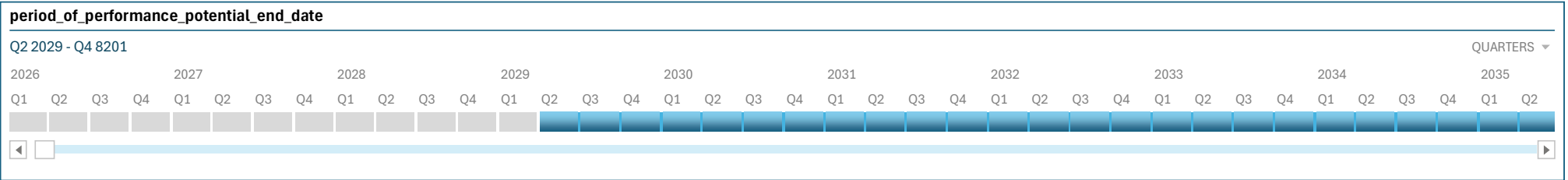
Vehicle / Task Order / Contractor	Actual Obligations (\$M, Prior 5 Years)	Potential Obligations (\$M, Max Reported)	Start Date	End Date
UNKNOWN (BT GROUP PLC)	\$30.18	\$54.49	2018/12/26	2026/12/20
UAM SOLUTION SOFTWARE	\$81.29		2022/05/10	2026/05/09
ALL TASKS (RTX CORP)	\$45.73	\$89.78	2022/05/10	2026/05/09
ALL TASKS (EVERFOX LLC)	\$27.40	\$89.86	2022/05/10	2026/05/09
MISSION PARTNER ENVIRONMENT (MPE) NETWORK ENGINEERING SERVICES FOR THE COMBATANT COMMANDS (CCMDS)	\$80.23		2023/08/30	2026/04/30
MPE NETWORK ENGINEERING SERVICES FOR UNITED STATES INDO-PACIFIC COMMAND (INDOPACOM) (SOS INTERNATIONAL LLC)	\$80.23	\$107.91	2023/08/30	2026/04/30
SOLUTIONS FOR ENTERPRISE WIDE PROCUREMENT 5 (SEWP 5)	\$64.38		2021/11/01	2026/10/31
UNKNOWN (ALVAREZ LLC)	\$36.48	\$36.48	2022/08/16	2026/07/29
UNKNOWN (AUGUST SCHELL ENTERPRISES INC)	\$27.89	\$35.08	2021/11/01	2026/10/31
DEFENSE INFORMATION SYSTEMS NETWORK (DISN) TECHNOLOGY REFRESH	\$38.17		2022/05/23	2027/05/22
UNKNOWN (COMPETITIVE RANGE SOLUTIONS LLC)	\$38.17	\$61.09	2022/05/23	2027/05/22
MISSION PARTNER ENVIRONMENT SERVICES (MPE-S)	\$37.50		2021/12/15	2026/12/14
OPERATIONAL SUSTAINMENT FOR APAN TO OPERATE MAINTAIN AND PERFORM SUSTAINMENT FUNCTIONS (TRACE SYSTEMS HOLDINGS INC)	\$28.23	\$72.05	2021/12/15	2026/12/14

**DEPARTMENT OF DEFENSE
DEFENSE INFORMATION SYSTEMS AGENCY
MID-TERM CONTRACT AND TASK ORDER EXPIRATIONS**



Vehicle / Task Order / Contractor	Actual Obligations (\$M, Prior 5 Years)	Potential Obligations (\$M, Max Reported)	Start Date	End Date
SOLUTIONS FOR ENTERPRISE WIDE PROCUREMENT 5 (SEWP 5)	\$180.25		2022/09/30	2027/12/15
INTERNET OPERATIONS MANAGEMENT AND SPECIALIZED SUPPORT (THUNDERCAT TECHNOLOGY LLC)	\$139.20	\$185.45	2022/09/30	2027/09/29
INFOBLOX HARDWARE & SOFTWARE (FCN INC)	\$41.04	\$41.95	2023/12/01	2027/12/15
ALLIANT 2	\$105.45		2023/03/02	2028/03/01
DCSA ONE IT TASK ORDER (SCIENCE APPLICATIONS INTERNATIONAL CORPORATION)	\$105.45	\$904.50	2023/03/02	2028/03/01
DEFENSE ENCLAVE SERVICES (DES)	\$97.65		2022/02/28	2028/10/29
FOURTH ESTATE NETWORK OPTIMIZATION DEPARTMENT OF DEFENSE NETWORK PLANNING AND DESIGN (LEIDOS HOLDINGS INC)	\$42.84	\$75.76	2023/05/08	2027/12/07
UNKNOWN (LEIDOS HOLDINGS INC)	\$30.36	\$151.55	2022/02/28	2027/07/28
O&M OF DARK FIBER NETWORK	\$83.89		2021/10/01	2028/09/30
OPERATIONS AND MAINTENANCE (LUMEN TECHNOLOGIES GOVERNMENT SOLUTIONS INC)	\$50.21	\$118.90	2021/10/01	2028/09/30
OPERATIONS AND MAINTENANCE (LUMEN TECHNOLOGIES INC)	\$33.69	\$118.90	2021/10/01	2028/09/30
JOINT WARFIGHTING CLOUD CAPABILITY (JWCC)	\$71.69		2022/12/08	2027/12/07
UNKNOWN (MICROSOFT CORPORATION)	\$45.52	\$70.77	2022/12/08	2027/12/07
FIBER OPERATION MAINTENANCE	\$54.80		2023/11/30	2028/09/30
UNKNOWN (LUMEN TECHNOLOGIES GOVERNMENT SOLUTIONS INC)	\$36.96	\$90.67	2023/11/30	2028/09/30
SYSTEMS ENGINEERING, TECHNOLOGY AND INNOVATION (SETI) RESTRICTED POOL	\$44.26		2023/04/03	2028/04/03
PEOPLE PROCESSES AND TOOLS FOR SERVICENOW SOLUTION (BUSINESS COMPUTERS MANAGEMENT CONSULTING GROUP (BCMC) LLC)	\$44.26	\$206.15	2023/04/03	2028/04/03
SYSTEMS ENGINEERING TECHNOLOGY AND INNOVATION (SETI)	\$30.64		2023/06/07	2028/11/30
ENGINEERING AND TEST SUPPORT FOR DEFENSE ENTERPRISE OFFICE SOLUTIONS SYSTEM (BOOZ ALLEN HAMILTON HOLDING CORPORATION)	\$30.64	\$72.93	2023/06/07	2028/06/06
DISN CONSOLIDATED PROVISIONING	\$27.62		2023/10/25	2028/07/24
UNKNOWN (INTEGRATED COMPUTER SOLUTIONS INC)	\$27.62	\$59.95	2023/10/25	2028/07/24

**DEPARTMENT OF DEFENSE
DEFENSE INFORMATION SYSTEMS AGENCY
LONG-TERM CONTRACT AND TASK ORDER EXPIRATIONS**



Vehicle / Task Order / Contractor	Actual Obligations (\$M, Prior 5 Years)	Potential Obligations (\$M, Max Reported)	Start Date	End Date
GLOBAL SERVICES MANAGEMENT - OPERATIONS 2 (GSM-O 2)	\$201.14		2025/11/19	2030/12/31
MAINTENANCE AND REPAIR OF DODIN AND DISN (LEIDOS HOLDINGS INC)	\$98.25	\$115.91	2026/01/01	2030/12/31
OPERATIONS AND SUSTAINMENT (LEIDOS HOLDINGS INC)	\$75.00	\$205.71	2025/11/19	2030/11/18
INTEGRATION SUPPORT AND SERVICES (LEIDOS HOLDINGS INC)	\$27.89	\$325.36	2025/12/07	2030/12/06
ENTERPRISE INFRASTRUCTURE SOLUTIONS (EIS)	\$97.03		2021/10/27	2032/07/30
COMMERCIAL LEASE SWA (LUMEN TECHNOLOGIES GOVERNMENT SOLUTIONS INC)	\$68.98	\$34.54	2026/01/13	2032/07/30
DEFENSE ENCLAVE SERVICES (DES)	\$59.84		2024/06/19	2029/05/31
DEPARTMENT OF DEFENSE (DOD) NETWORK (DODNET) OPERATIONS AND SUSTAINMENT (DOS) (LEIDOS HOLDINGS INC)	\$59.84	\$465.50	2024/06/19	2029/05/31
INDO-PACIFIC TRANSPORT SERVICES (IPTS)	\$49.82		2023/01/31	2032/10/02
UNKNOWN (LUMEN TECHNOLOGIES GOVERNMENT SOLUTIONS INC)	\$43.34	\$43.34	2026/03/31	2032/10/02
POLICY, DEVELOPMENT, AND OPERATIONAL SUPPORT	\$26.00		2025/06/12	2030/06/11
DOD INFORMATION NETWORK AND CLOUD READINESS AND SECURITY (MADIAN IT SOLUTIONS LLC)	\$26.00	\$226.58	2025/06/12	2030/06/11

**DEPARTMENT OF DEFENSE
DEFENSE INFORMATION SYSTEMS AGENCY
TOP CONTRACTORS (\$M, PRIOR 5 YEARS)**

Dollars Obligated	Column Labels						
Vehicle / Contractor / Task Order	2021	2022	2023	2024	2025	2026	Grand Total
LEIDOS HOLDINGS INC	\$147.96	\$551.60	\$615.61	\$651.95	\$555.81	\$278.24	\$2,801.17
BOOZ ALLEN HAMILTON HOLDING CORPORATION	\$61.88	\$135.88	\$247.40	\$195.09	\$182.91	\$5.72	\$828.87
GENERAL DYNAMICS CORP	\$137.64	\$218.99	\$85.97	\$27.59	\$85.69	\$12.59	\$568.47
SPACE EXPLORATION TECHNOLOGIES CORP			\$14.00	\$216.50	\$245.93	\$30.74	\$507.17
LUMEN TECHNOLOGIES INC	\$15.87	\$165.57	\$165.66	\$64.03	\$7.11	\$1.31	\$419.55
VERITAS CAPITAL FUND MANAGEMENT LLC	\$33.11	\$157.59	\$158.92	\$29.65			\$379.27
CARASOFT TECHNOLOGY CORP	\$56.52	\$103.53	\$57.70	\$51.90	\$86.48	\$17.22	\$373.36
IRIDIUM SATELLITE LLC	\$115.54	\$83.39	\$114.98	\$22.64	\$12.71	-\$0.06	\$349.21
SCIENCE APPLICATIONS INTERNATIONAL CORPORATION	\$20.57	\$45.68	\$51.46	\$39.57	\$188.76	-\$6.46	\$339.57
MICROSOFT CORPORATION	\$17.98	\$63.26	\$47.10	\$70.75	\$66.03	\$34.43	\$299.55
LUMEN TECHNOLOGIES GOVERNMENT SOLUTIONS INC	\$31.60			\$22.41	\$168.37	\$71.66	\$294.03
HIG CAPITAL MANAGEMENT INC	\$0.07	\$37.23	\$98.62	\$135.68			\$271.59
MINBURN TECHNOLOGY GROUP LLC		\$5.77	\$71.86	\$68.91	\$52.48	\$14.04	\$213.06
KNIGHT POINT SYSTEMS LLC				\$113.02	\$68.93	\$27.95	\$209.91
HEWLETT PACKARD ENTERPRISE CO	\$20.06	\$92.61	\$62.75	\$32.93	\$1.32	\$0.15	\$209.82
SOS INTERNATIONAL LLC	\$51.93	\$55.30	\$29.47	\$33.89	\$29.92	-\$0.44	\$200.07
NEW TECH SOLUTIONS INC	\$19.47	\$25.37	\$39.33	\$48.30	\$60.87	\$4.23	\$197.57
THUNDERCAT TECHNOLOGY LLC	\$10.31	\$37.51	\$37.84	\$53.01	\$56.02	\$0.00	\$194.69
FCN INC	\$23.00	\$39.23	\$30.20	\$60.55	\$26.70	\$14.73	\$194.41
AUGUST SCHELL ENTERPRISES INC	\$11.73	\$42.58	\$40.07	\$55.17	\$30.39	\$10.74	\$190.68
WICO LIMITED				\$113.56	\$38.90	\$7.36	\$159.82
IRON BOW TECHNOLOGIES LLC	\$0.02			\$8.49	\$119.78	\$27.23	\$155.50
VAE INC	\$45.90	\$27.55	\$52.20	\$21.49	\$6.92		\$154.06
VALIDATEK-CITI LLC	\$14.94	\$34.11	\$31.60	\$27.75	\$31.13	\$7.70	\$147.22
COMPETITIVE RANGE SOLUTIONS LLC	\$1.21	\$37.63	\$39.52	\$32.03	\$37.03	-\$1.71	\$145.71
VERIZON MARYLAND LLC				\$59.46	\$64.10	\$16.19	\$139.76
KONIAG INC	\$16.27	\$45.24	\$43.91	\$13.65	\$5.78	-\$0.08	\$124.77
ARCTIC SLOPE REGIONAL CORPORATION	\$12.98	\$32.89	\$36.12	\$19.32	\$21.92	-\$0.19	\$123.04
VERIZON COMMUNICATIONS INC	-\$3.20	\$113.24	\$15.37	-\$3.89	\$0.00	\$0.00	\$121.52
NORSEMAN INC	\$42.02	\$29.52	\$17.52	\$15.05	\$9.55	\$2.10	\$115.76
DELL TECHNOLOGIES INC	\$2.96	\$34.66	\$42.00	\$34.61			\$114.23
AOC CONNECT LLC				\$0.16	\$114.17	-\$1.05	\$113.28
FOUR LLC	\$4.85	\$27.02	\$33.12	\$39.04	\$9.39	-\$0.42	\$113.00
COMPQSOFT INC	\$4.02	\$22.68	\$25.61	\$25.15	\$23.56	\$7.60	\$108.63
IRIDIUM GOVERNMENT SERVICES LLC				\$54.42	\$52.46		\$106.87
ORACLE CORPORATION	\$12.93	\$38.42	\$31.21	\$23.66			\$106.22

**DEPARTMENT OF DEFENSE
DEFENSE INFORMATION SYSTEMS AGENCY
TOP CONTRACTORS (\$M, PRIOR 5 YEARS)**

Dollars Obligated	Column Labels						
Vehicle / Contractor / Task Order	2021	2022	2023	2024	2025	2026	Grand Total
MANTECH INTERNATIONAL CORPORATION	\$17.08	\$36.35	\$38.83	\$12.58	\$0.00	\$0.00	\$104.84
HEWLETT PACKARD ENTERPRISE COMPANY				\$20.08	\$43.31	\$34.66	\$98.05
AT&T INC	\$8.75	\$37.10	\$43.56	\$6.46			\$95.88
TRACE SYSTEMS HOLDINGS INC	\$7.73	\$38.11	\$36.97	\$13.06			\$95.87
DELOITTE TOUCHE TOHMATSU LIMITED	\$40.46	\$31.59	\$19.46	\$1.12			\$92.63
NORTHROP GRUMMAN CORPORATION	\$7.04	\$22.35	\$0.14	\$23.94	\$35.59	\$0.95	\$90.01
ADVANCED COMPUTER CONCEPTS INC	\$16.02	\$9.13	\$10.50	\$31.12	\$17.10	\$5.19	\$89.07
ALVAREZ LLC	\$4.99	\$42.46	\$10.53	\$6.16	\$22.33		\$86.47
THE BOEING COMPANY		\$0.35	\$28.00	\$28.82	\$14.56	\$14.73	\$86.45
EXPRESSION NETWORKS LLC	\$13.08	\$17.13	\$23.93	\$14.01	\$14.90	\$1.05	\$84.09
INTERNATIONAL BUSINESS MACHINES CORPORATION	\$57.27	\$3.03	\$7.57	\$3.46	\$10.29	-\$0.26	\$81.37
CISCO SYSTEMS INC	\$27.53	\$50.61		\$0.00			\$78.14
INTEGRATED COMPUTER SOLUTIONS INC	\$6.55	\$7.44	\$10.62	\$25.38	\$23.36	\$4.00	\$77.35
DYNAMIC SYSTEMS INC	\$14.55	\$19.58	\$24.38	\$4.34	\$13.00	\$0.59	\$76.45
COLOSSAL CONTRACTING LLC	\$28.06	\$19.19	\$1.47	\$14.83	\$8.49	\$1.69	\$73.71
MSM TECHNOLOGY LLC	\$0.35	\$15.56	\$23.29	\$20.26	\$9.46	\$0.00	\$68.92
SIRIUS COMPUTER SOLUTIONS LLC	\$21.71	\$16.63	\$19.05	\$8.37			\$65.75
NORTH STONE LLC	\$15.06	\$22.90	\$26.93	\$0.20			\$65.09
IPKEYS TECHNOLOGIES LLC	-\$0.34	\$17.63	\$18.38	\$18.12	\$10.97		\$64.75
ENTERPRISE RESOURCE PLANNING INTERNATIONAL LLC	\$2.18	\$9.64	\$9.69	\$15.20	\$25.14	\$0.97	\$62.83
GTT AMERICAS LLC	\$14.10	\$33.36	\$3.97	\$11.21			\$62.65
PERATON ENTERPRISE SOLUTIONS LLC				\$18.22	\$43.00	\$0.15	\$61.36
DH TECHNOLOGIES INC	\$11.26	\$7.64	\$13.12	\$11.31	\$12.80	\$5.12	\$61.26
ENGENIUS CONSULTING GROUP INC	\$3.34	\$11.98	\$10.51	\$14.49	\$13.16	\$5.37	\$58.85
COUNTERTRADE PRODUCTS INC	\$18.32	\$12.69	\$17.23	\$6.45	\$0.94	\$1.61	\$57.24
GENERAL DYNAMICS CORPORATION			\$36.69	\$20.20			\$56.89
MADIAN IT SOLUTIONS LLC	\$0.71	\$1.33	\$1.23	\$13.16	\$32.22	\$7.85	\$56.49
SWISH DATA CORPORATION	-\$0.04	\$5.17	\$48.22	\$1.79	\$0.83	\$0.30	\$56.28
CREATIVE IT SOLUTIONS LLC	\$5.92	\$15.34	\$11.53	\$13.13	\$8.14	\$0.16	\$54.24
BY LIGHT PROFESSIONAL IT SERVICES LLC	\$56.50	\$18.18	-\$23.41	\$2.79	-\$2.01	\$0.32	\$52.36
STERLING COMPUTERS CORPORATION	\$3.84	\$11.77	\$13.57	\$11.63	\$9.85	\$0.03	\$50.68
RTX CORP	\$0.25	\$2.12	\$26.71	\$18.85			\$47.94
BUSINESS COMPUTERS MANAGEMENT CONSULTING GROUP (BCMC) LLC		\$0.00	\$8.92	\$17.06	\$14.99	\$5.56	\$46.53
WORLD WIDE TECHNOLOGY HOLDING CO INC	\$23.38	\$23.01					\$46.39
GATR TECHNOLOGIES INC	\$6.25	\$19.36	\$19.88				\$45.49
CUBIC DIGITAL INTELLIGENCE INC				\$16.51	\$21.03	\$7.76	\$45.31

**DEPARTMENT OF DEFENSE
DEFENSE INFORMATION SYSTEMS AGENCY
TOP CONTRACTORS (\$M, PRIOR 5 YEARS)**

Dollars Obligated	Column Labels						
Vehicle / Contractor / Task Order	2021	2022	2023	2024	2025	2026	Grand Total
TETRA TECH INC	\$8.29	\$17.87	\$18.63	\$0.31			\$45.10
GOVERNMENT ACQUISITIONS INC	\$2.19	\$14.78	\$10.38	\$13.19	\$3.38	\$0.01	\$43.93
BLUE TECH INC	\$6.74	\$5.87	\$3.85	\$13.44	\$13.90	\$0.01	\$43.81
FRANCISCO PARTNERS MANAGEMENT LP CA INC	\$8.02	\$16.52	\$17.18	\$10.79	\$18.60	\$13.84	\$43.23
RYAN CONSULTING GROUP INC	-\$0.53	\$11.11	\$14.83	\$7.93	\$8.33	\$0.00	\$41.67
BAHFED CORP	\$3.56	\$10.35	\$15.23	\$9.35	\$3.00		\$41.48
ARTEL LLC		\$7.67	\$0.77	\$33.06	-\$0.13	-\$0.03	\$41.35
AMAR HEALTH IT LLC	\$0.00	\$25.87	\$4.72	\$4.88	\$4.40	\$1.19	\$41.06
BROADCOM INC				\$19.62	\$21.09		\$40.71
ORACLE HEALTH GOVERNMENT SERVICES INC				\$12.00	\$13.74	\$14.80	\$40.54
VIASAT INC	\$1.26		\$10.21	\$17.75	\$10.78	\$0.00	\$40.00
STRATEGIC COMMUNICATIONS LLC	\$1.96	\$15.55	\$10.20	\$7.83	\$3.96	\$0.38	\$39.89
GEORGIA TECH RESEARCH CORP	\$4.06	\$16.56	\$18.99				\$39.61
HUNTER STRATEGY LLC	\$0.28	\$5.46	\$5.32	\$6.73	\$14.28	\$6.03	\$38.10
DELOITTE FINANCIAL ADVISORY SERVICES LLP	\$0.79			\$9.01	\$16.23	\$11.68	\$37.71
ON ASSIGNMENT INC	\$0.65	\$14.90	\$14.62	\$7.23			\$37.40
VALIDATEK INC	\$0.67	\$2.89	\$4.18	\$18.23	\$10.73		\$36.70
APPIAN CORPORATION	\$4.00	\$10.07	\$6.95	\$8.67	\$4.42	\$2.28	\$36.40
OPEN SAN CONSULTING LLC	\$2.47	\$8.87	\$6.89	\$9.27	\$8.75	\$0.00	\$36.24
NANA REGIONAL CORPORATION INC	\$0.34	\$3.08	\$5.53	\$17.72	\$5.00	\$1.41	\$33.07
T-MOBILE US INC	\$19.01	\$13.31	-\$0.03	\$0.06			\$32.35
WORLD WIDE TECHNOLOGY LLC			\$6.97	\$15.56	\$9.81		\$32.34
WILDFLOWER INTERNATIONAL LTD	\$0.35	\$4.96	\$1.36	\$9.86	\$15.03		\$31.56
BLUESTONE LOGIC LLC	\$3.65	\$6.04	\$7.34	\$5.88	\$8.10	\$0.11	\$31.12
AMAZON WEB SERVICES INC				\$21.95	\$6.32	\$2.79	\$31.06
DATA SYSTEMS ANALYSTS INC	\$1.92	\$11.64	\$7.08	\$2.46	\$2.55	\$5.09	\$30.73
VION CORPORATION	\$7.41	\$13.19	\$9.96				\$30.56
AMENTUM GOVERNMENT SERVICES HOLDINGS LLC	\$0.82	\$10.95	\$10.57	\$7.88			\$30.21
MYADVISOR LLC	\$8.26	\$10.23	\$11.50				\$29.99
NEW GENERATION SOLUTION LLC		\$6.74	\$7.63	\$4.06	\$10.45	\$0.85	\$29.73
TM3 SOLUTIONS INC			\$7.56	\$11.83	\$6.86	\$3.05	\$29.29
CMA TECHNOLOGY INC	\$3.34	\$7.98	\$7.09	\$6.52	\$4.06		\$29.00
INTERIMAGE INC	\$0.71	\$4.17	\$6.39	\$4.20	\$13.31	\$0.08	\$28.86
ITELLECT LLC	\$3.49	\$7.92	\$7.39	\$8.96	\$0.62		\$28.38
CORE TECHNOLOGIES LLC	\$0.07	\$23.04	\$5.06				\$28.17

**DEPARTMENT OF DEFENSE
DEFENSE INFORMATION SYSTEMS AGENCY
TOP CONTRACTORS (\$M, PRIOR 5 YEARS)**

Dollars Obligated	Column Labels						
Vehicle / Contractor / Task Order	2021	2022	2023	2024	2025	2026	Grand Total
22ND CENTURY TECHNOLOGIES INC	\$5.96	\$7.75	\$5.90	\$2.83	\$5.51	\$0.00	\$27.95
EVERFOX LLC					\$27.40		\$27.40
TUKNIK GOVERNMENT SERVICES LLC				\$22.21	\$4.81	\$0.00	\$27.02
DDC IT SERVICES LLC				\$12.78	\$5.74	\$8.16	\$26.67
COMPUTER WORLD SERVICES CORP	\$3.64	\$9.01	\$6.55	\$5.73	-\$0.01	\$1.70	\$26.62
3VESTA LLC	\$0.52	\$9.20	\$12.79	\$3.70	-\$0.07		\$26.14
NCR CORPORATION	\$2.13	\$20.47	\$3.09				\$25.69
RITENET CORP	\$5.66	\$3.48	\$6.30	\$5.43	\$4.74	\$0.00	\$25.62
GEORGIA TECH APPLIED RESEARCH CORP				\$13.52	\$11.76		\$25.28
Grand Total	\$1,649.67	\$3,664.94	\$3,587.52	\$3,734.49	\$3,631.62	\$838.95	\$17,107.21

**DEPARTMENT OF DEFENSE
DEFENSE INFORMATION SYSTEMS AGENCY
TOP SMALL BUSINESS CONTRACTORS (\$M, PRIOR 5 YEARS)**

Dollars Obligated	Column Labels						
Vehicle / Contractor / Task Order	2021	2022	2023	2024	2025	2026	Grand Total
MINBURN TECHNOLOGY GROUP LLC		\$5.77	\$71.86	\$68.91	\$52.48	\$14.04	\$213.06
NEW TECH SOLUTIONS INC	\$19.47	\$25.37	\$39.33	\$48.30	\$60.87	\$4.23	\$197.57
THUNDERCAT TECHNOLOGY LLC	\$10.31	\$37.51	\$37.84	\$53.01	\$56.02	\$0.00	\$194.69
FCN INC	\$23.00	\$39.23	\$30.20	\$60.55	\$26.70	\$14.73	\$194.41
AUGUST SCHELL ENTERPRISES INC	\$11.73	\$42.58	\$37.57	\$54.24	\$30.39	\$10.74	\$187.25
VAE INC	\$45.90	\$27.55	\$52.20	\$21.49	\$6.92		\$154.06
VALIDATEK-CITI LLC	\$14.94	\$34.11	\$31.60	\$27.75	\$31.13	\$7.70	\$147.22
COMPETITIVE RANGE SOLUTIONS LLC	\$1.21	\$37.63	\$39.52	\$32.03	\$37.03	-\$1.71	\$145.71
ARCTIC SLOPE REGIONAL CORPORATION	\$12.98	\$32.89	\$36.12	\$19.43	\$22.95	-\$0.19	\$124.17
KONIAG INC	\$16.27	\$45.24	\$41.72	\$12.41	\$5.78	-\$0.08	\$121.33
NORSEMAN INC	\$42.02	\$29.52	\$17.52	\$15.05	\$9.55	\$2.10	\$115.76
AOC CONNECT LLC				\$0.16	\$113.68	-\$1.39	\$112.45
FOUR LLC	\$4.85	\$27.02	\$33.12	\$39.04	\$8.62	-\$0.42	\$112.23
ADVANCED COMPUTER CONCEPTS INC	\$16.02	\$9.13	\$10.50	\$31.12	\$17.10	\$5.19	\$89.07
ALVAREZ LLC	\$4.99	\$42.46	\$10.53	\$6.16	\$22.33		\$86.47
EXPRESSION NETWORKS LLC	\$13.08	\$17.13	\$23.93	\$14.01	\$14.90	\$1.05	\$84.09
MANTECH INTERNATIONAL CORPORATION	\$13.57	\$29.67	\$35.44		\$0.00		\$78.67
INTEGRATED COMPUTER SOLUTIONS INC	\$6.55	\$7.44	\$10.62	\$25.38	\$23.36	\$4.00	\$77.35
DYNAMIC SYSTEMS INC	\$14.55	\$19.58	\$24.38	\$4.34	\$13.00	\$0.59	\$76.45
COLOSSAL CONTRACTING LLC	\$28.06	\$19.19	\$1.47	\$14.83	\$8.49	\$1.69	\$73.71
COMPQSOFT INC	\$4.02	\$22.68	\$25.61	\$17.83	-\$0.46	\$0.00	\$69.68
MSM TECHNOLOGY LLC	\$0.35	\$15.56	\$23.29	\$20.26	\$9.46	\$0.00	\$68.92
NORTH STONE LLC	\$15.06	\$22.90	\$26.93	\$0.20			\$65.09
IPKEYS TECHNOLOGIES LLC	-\$0.34	\$17.63	\$18.38	\$18.12	\$10.97		\$64.75
DH TECHNOLOGIES INC	\$11.26	\$7.64	\$13.12	\$11.31	\$12.80	\$5.12	\$61.26
ENGENIUS CONSULTING GROUP INC	\$3.34	\$11.98	\$10.51	\$14.49	\$13.16	\$5.37	\$58.85
COUNTERTRADE PRODUCTS INC	\$18.32	\$12.69	\$17.23	\$6.45	\$0.94	\$1.61	\$57.24
MADIAN IT SOLUTIONS LLC	\$0.71	\$1.33	\$1.23	\$13.16	\$32.22	\$7.85	\$56.49
SWISH DATA CORPORATION	-\$0.04	\$5.17	\$48.22	\$1.79	\$0.83	\$0.30	\$56.28
CREATIVE IT SOLUTIONS LLC	\$5.92	\$15.34	\$11.53	\$13.13	\$8.14	\$0.16	\$54.24
BUSINESS COMPUTERS MANAGEMENT CONSULTING GROUP (BCMC) LLC		\$0.00	\$8.92	\$17.06	\$14.99	\$5.56	\$46.53
GOVERNMENT ACQUISITIONS INC	\$2.19	\$14.78	\$10.38	\$13.19	\$3.38	\$0.01	\$43.93
BLUE TECH INC	\$6.74	\$5.87	\$3.85	\$13.44	\$13.90	\$0.01	\$43.81
RYAN CONSULTING GROUP INC	-\$0.53	\$11.11	\$14.83	\$7.93	\$8.33	\$0.00	\$41.67
BAHFED CORP	\$3.56	\$10.35	\$15.23	\$9.35	\$3.00		\$41.48
AMAR HEALTH IT LLC	\$0.00	\$25.87	\$4.72	\$4.88	\$4.40	\$1.19	\$41.06

**DEPARTMENT OF DEFENSE
DEFENSE INFORMATION SYSTEMS AGENCY
TOP SMALL BUSINESS CONTRACTORS (\$M, PRIOR 5 YEARS)**

Dollars Obligated	Column Labels						
Vehicle / Contractor / Task Order	2021	2022	2023	2024	2025	2026	Grand Total
STRATEGIC COMMUNICATIONS LLC	\$1.96	\$15.55	\$10.20	\$7.83	\$3.96	\$0.38	\$39.89
HUNTER STRATEGY LLC	\$0.28	\$5.46	\$5.32	\$6.73	\$14.28	\$6.03	\$38.10
VALIDATEK INC	\$0.67	\$2.89	\$4.18	\$18.23	\$10.73		\$36.70
OPEN SAN CONSULTING LLC	\$2.47	\$8.87	\$6.89	\$9.27	\$8.75	\$0.00	\$36.24
NANA REGIONAL CORPORATION INC	\$0.34	\$3.08	\$5.53	\$17.72	\$5.00	\$1.41	\$33.07
WILDFLOWER INTERNATIONAL LTD	\$0.35	\$4.96	\$1.36	\$9.86	\$15.03		\$31.56
BLUESTONE LOGIC LLC	\$3.65	\$6.04	\$7.34	\$5.88	\$8.10	\$0.11	\$31.12
MYADVISOR LLC	\$8.26	\$10.23	\$11.50				\$29.99
NEW GENERATION SOLUTION LLC		\$6.74	\$7.63	\$4.06	\$10.45	\$0.85	\$29.73
TM3 SOLUTIONS INC			\$7.56	\$11.83	\$6.86	\$3.05	\$29.29
CMA TECHNOLOGY INC	\$3.34	\$7.98	\$7.09	\$6.52	\$4.06		\$29.00
INTERIMAGE INC	\$0.71	\$4.17	\$6.39	\$4.20	\$13.31	\$0.08	\$28.86
ITELLECT LLC	\$3.49	\$7.92	\$7.39	\$8.96	\$0.62		\$28.38
CORE TECHNOLOGIES LLC	\$0.07	\$23.04	\$5.06				\$28.17
TUKNIK GOVERNMENT SERVICES LLC				\$22.21	\$4.81	\$0.00	\$27.02
DDC IT SERVICES LLC				\$12.78	\$5.74	\$8.16	\$26.67
3VESTA LLC	\$0.52	\$9.20	\$12.79	\$3.70	-\$0.07		\$26.14
RITENET CORP	\$5.66	\$3.48	\$6.30	\$5.43	\$4.74	\$0.00	\$25.62
Grand Total	\$597.23	\$1,156.22	\$1,243.39	\$1,167.20	\$1,085.27	\$183.23	\$5,432.55