



DEPARTMENT OF DEFENSE
ARMY
OVERVIEW OF UPCOMING LARGE CONTRACT AND TASK ORDER RECOMPETES
APRIL/2025


The following report provides a snapshot of expiring large contracts and task orders with likely recompetes during three calendar year periods:

- Near-Term: Current Quarter and Following Four Quarters
- Mid-Term: Six Quarters Following Near-Term
- Long-Term: Greater Than Mid-Term

The summaries are based on total, actual contract obligations over a five year look-back across all information technology NAICS codes (select 51x, 54x codes) on contracts and task orders with a total value of more than \$25M.


The report includes an overview of the top overall and small business contractors across the five year window. All summaries are compiled from the current usaspending.com archive flat files. Many small business awards include large business entities due primarily to merger and acquisition activity.

**DEPARTMENT OF DEFENSE
ARMY
NEAR-TERM CONTRACT AND TASK ORDER EXPIRATIONS**




Vehicle / Task Order / Contractor	Actual Obligations (\$M, Prior 5 Years)	Potential Obligations (\$M, Max Reported)	Start Date	End Date
ALLIANT 2	\$3,877.54		2019-05-20	2029-09-05
ARMY CORP OF ENGINEERS IT SUPPORT SERVICES (SCIENCE APPLICATIONS INTERNATIONAL CORPORATION)	\$1,164.76	\$2,471.51	2020-11-30	2025-12-27
INFORMATION TECHNOLOGY ENTERPRISE MANAGEMENT SYSTEMS SOLUTION (ITEMSS) (CACI INTERNATIONAL INC)	\$620.07	\$2,526.86	2019-05-20	2026-05-19
ENTERPRISE MISSION INFORMATION TECHNOLOGY SERVICES (EMITS) (GENERAL DYNAMICS CORP)	\$320.37	\$827.97	2020-11-01	2026-01-31
ENTERPRISE MISSION INFORMATION TECHNOLOGY SERVICES (EMITS) (GENERAL DYNAMICS CORPORATION)	\$202.32	\$829.47	2020-11-01	2026-01-31
LARGE ORDER (LEIDOS HOLDINGS INC)	\$129.24	\$222.59	2020-08-05	2026-02-25
DEPUTY ASSISTANT SECRETARY OF THE ARMY DATA ENGINEERING AND SOFTWARE SUPPORT (DELOITTE & TOUCHE LLP)	\$103.08	\$595.72	2023-05-22	2028-05-21
INFORMATION TECHNOLOGY ENTERPRISE MANAGEMENT SYSTEMS SOLUTION (ITEMSS) (SYSTEMWARE INC)	\$47.33	\$880.27	2019-05-20	2026-05-19
INFORMATION TECHNOLOGY ENTERPRISE SOLUTIONS - 3 SERVICES (ITES-3S)	\$889.85		2018-09-25	2028-12-14
INFORMATION TECHNOLOGY SUPPORT AND SOLUTIONS FOR PD ALTESS (INTERNATIONAL BUSINESS MACHINES CORPORATION)	\$125.98	\$125.98	2021-09-27	2025-09-20
LOGISTIC DATA ANALYSIS CENTER (LDAC) INFORMATION TECHNOLOGY ENTERPRISE SERVICES 3 (LITES) (INTERNATIONAL BUSINESS MACHINES CORPORATI	\$112.78	\$244.05	2020-09-30	2025-09-29
CYBERSECURITY NETWORK OPERATIONS&MAINTENANCE (O&M) OF IT SUPPORT FOR USACISA-P (SCIENCE APPLICATIONS INTERNATIONAL CORPORATION)	\$99.83	\$119.14	2020-01-24	2025-07-31
IT SERVICES AND MODERNIZATION (AGILE DEFENSE LLC)	\$83.87	\$93.23	2019-09-27	2025-04-30
ARMY LEARNING MANAGEMENT SYSTEM (ALMS) (INTERNATIONAL BUSINESS MACHINES CORPORATION)	\$40.24	\$43.06	2020-08-06	2025-04-14
SYSTEM INTEGRATION TECHNICAL SUPPORT FOR ARMY ANALYTICS GROUP (AAG) (APOGEE-SAIC CAPABILITIES INTEGRATOR LLC)	\$32.14	\$45.14	2019-08-28	2025-08-29
INFORMATION TECHNOLOGY SERVICES FOR THE REGIONAL CYBER CENTER-EUROPE (PERATON INC)	\$27.73	\$57.46	2023-09-28	2026-04-18
MICROSOFT ESA AGREEMENT	\$704.80		2023-11-01	2025-10-31
MICROSOFT PRODUCTS (DELL FEDERAL SYSTEMS LP)	\$227.59	\$507.98	2024-11-01	2025-10-31
SOLUTIONS FOR ENTERPRISE WIDE PROCUREMENT 5 (SEWP 5)	\$657.03		2020-02-05	2026-04-23
EA BUNDLE (WORLD WIDE TECHNOLOGY LLC)	\$256.93	\$628.15	2021-06-29	2026-04-23
EA BUNDLE (WORLD WIDE TECHNOLOGY HOLDING CO INC)	\$208.77	\$628.15	2021-06-29	2026-04-23
VOICE COLLABORATION (WORLD WIDE TECHNOLOGY HOLDING CO INC)	\$52.58	\$86.93	2020-07-29	2025-07-28
ORACLE PREMIER SUPPORT MAINTENANCE (NANA REGIONAL CORPORATION INC)	\$43.01	\$107.00	2022-05-25	2025-12-31
VOICE COLLABORATION (WORLD WIDE TECHNOLOGY LLC)	\$33.18	\$86.93	2020-07-29	2025-07-28
UNIFIED ENTERPRISE RESOURCE PLANNING CAPABILITY SUPPORT SERVICES	\$656.89		2019-12-10	2025-05-01
ALL TASKS (NOVETTA SOLUTIONS LLC)	\$237.61	\$676.09	2019-12-10	2025-05-01
VETERANS TECHNOLOGY SERVICES 2 (VETS 2)	\$420.96		2020-09-17	2028-03-04
MISSION CRITICAL C4 AND IT SYSTEM SUPPORT TO ESIM ITS SUBORDINATE UNITS AND ITS STRATEGIC AND OPERATIONAL PARTNERS (INNOVATIVE MANAGEM	\$176.78	\$268.84	2020-09-17	2026-01-03

**DEPARTMENT OF DEFENSE
ARMY
NEAR-TERM CONTRACT AND TASK ORDER EXPIRATIONS**




Vehicle / Task Order / Contractor	Actual Obligations (\$M, Prior 5 Years)	Potential Obligations (\$M, Max Reported)	Start Date	End Date
ENTERPRISE INFORMATION TECHNOLOGY SUPPORT SERVICE FOR ARMY COMBAT CAPABILITIES DEVELOPMENT (INTERACTIVE PROCESS TECHNOLOGY LLC)	\$69.83	\$427.41	2022-10-26	2025-09-30
NETWORK-CENTRIC SOLUTIONS 2 (NETCENTS 2)	\$372.20		2017-12-20	2025-09-20
MICROWAVE LINE OF SIGHT (MLOS) FIELD SERVICE REPRESENTATIVE (FSR) (TELOS CORPORATION)	\$30.19	\$30.19	2020-08-06	2025-04-01
MISSION COMMAND TRAINING PROGRAM (MCTP)	\$331.88		2018-09-28	2025-04-14
ALL TASKS (NORTHROP GRUMMAN CORPORATION)	\$331.88	\$416.11	2018-09-28	2025-04-14
MULTIPLE AWARD SCHEDULE	\$308.38		2020-02-06	2027-05-12
ASAALT LONG TERM VEHICLE (INTEGRATED DATA SERVICES LLC)	\$74.71	\$194.26	2020-09-30	2025-06-30
INTEGRATED BOOKING SYSTEM (IBS) (SCIENCE APPLICATIONS INTERNATIONAL CORPORATION)	\$40.62	\$40.62	2020-06-18	2025-09-30
ESRI COTS ARCGIS SOFTWARE LICENSES (ENVIRONMENTAL SYSTEMS RESEARCH INSTITUTE INC)	\$34.26	\$80.68	2022-02-28	2026-02-28
ENTERPRISE TASK MANAGEMENT SOFTWARE SOLUTION 2 (ETMS2)	\$139.36		2021-06-25	2026-08-14
ALL TASKS (NOVETTA SOLUTIONS LLC)	\$43.09	\$252.41	2021-06-25	2026-08-14
UTILITY MONITORING AND CONTROL SYSTEMS	\$133.84		2019-11-25	2027-08-31
DPW FT MYER - CORRECTIVE MAINTENANCE (JOHNSON CONTROLS INTERNATIONAL PUBLIC LIMITED COMPANY)	\$26.07	\$57.26	2020-09-01	2026-03-31
MAINTENANCE&SERVICE OF HVAC AND RELATED EQUIPMENT FOR C5ISR AT ABERDEEN PROVING GROUNDS (JOHNSON CONTROLS INTERNATIONAL PUBLIC	\$25.24	\$41.69	2020-07-31	2026-01-30
G2X	\$97.72		2021-09-29	2025-09-28
ALL TASKS (CONSULTING SERVICES GROUP LLC)	\$97.72	\$193.50	2021-09-29	2025-09-28
ENTERPRISE TECHNOLOGY INTEGRATION, GOVERNANCE, ENGINEERING, AND REQUIREMENTS (ETIGER) FOR THE US ARMY HUMAN RESOURCES COMMAN	\$53.95		2020-12-28	2027-01-05
ALL TASKS (TUVLI LLC)	\$34.97	\$111.91	2020-12-28	2026-07-05
PALO ALTO SOFTWARE AND MAINTENANCE	\$49.70		2020-08-04	2025-07-30
ALL TASKS (ECHELON SERVICES LLC)	\$49.70	\$89.49	2020-08-04	2025-07-30
FORT EUSTIS INFORMATION TECHNOLOGY SUPPORT SERVICES	\$47.92		2021-03-24	2025-10-23
ALL TASKS (KUPONO GOVERNMENT SERVICES LLC)	\$47.92	\$54.10	2021-03-24	2025-10-23
PAC STAR IQ-CORE	\$47.36		2020-08-28	2028-08-27
ALL TASKS (CURTISS-WRIGHT CORPORATION)	\$29.45	\$39.46	2020-08-28	2028-08-27
AGREEMENT FOR ORACLE LICENSE AND MAINTENANCE SUPPORT	\$41.92		2020-05-31	2025-05-30
ALL TASKS (SENECA GLOBAL SERVICES LLC)	\$41.92	\$68.82	2020-05-31	2025-05-30
SOLARWINDS SOFTWARE MAINTENANCE AND RENEWALS	\$41.56		2021-03-31	2026-03-30
ALL TASKS (SENECA GLOBAL SERVICES LLC)	\$41.56	\$57.83	2021-03-31	2026-03-30

**DEPARTMENT OF DEFENSE
ARMY
NEAR-TERM CONTRACT AND TASK ORDER EXPIRATIONS**




Vehicle / Task Order / Contractor	Actual Obligations (\$M, Prior 5 Years)	Potential Obligations (\$M, Max Reported)	Start Date	End Date
INFORMATION MANAGEMENT COMMUNICATIONS SERVICES 3 (IMCS 3)	\$39.47		2015-04-14	2025-06-14
ABERDEEN PROVING GROUND ADMINISTRATIVE TELEPHONE SERVICES AND INFORMATION TECHNOLOGY SERVICES (ABACUS TECHNOLOGY CORPORATION)	\$39.47	\$45.19	2020-06-25	2025-06-14
USACE AEC UTILITY MONITORING AND CONTROL SYSTEMS FOR HEATING VENTING AND AIR CONDITIONING SYSTEMS (HVAC)	\$38.76		2022-05-19	2025-11-18
MAINTENANCE & SERVICE USAG WIESBADEN GERMANY (M C DEAN INC)	\$38.76	\$43.48	2022-05-19	2025-11-18
FORT BELVOIR COMMUNITY HOSPITAL - FACILITY COMMUNICATION DISTRIBUTION SYSTEMS SERVICES	\$37.33		2021-07-22	2026-07-24
ALL TASKS (LAWELAWE TECHNOLOGY SERVICES INC)	\$37.33	\$65.71	2021-07-22	2026-07-24
DISN GLOBAL NETWORK SERVICES (GNS)	\$31.19		2017-06-09	2027-06-08
2488GB COMMERCIAL LEASE (BT GROUP PLC)	\$29.30	\$40.80	2021-06-01	2026-01-27
DHA DATABASE SUSTAINMENT	\$30.21		2023-02-01	2026-02-28
ALL TASKS (AKTARIUS LLC)	\$29.90	\$92.10	2023-02-01	2026-02-28
SUPPORT FOR THE ARMY RESPONSE TEAM (ART)	\$28.82		2022-09-01	2026-02-28
ALL TASKS (LMI CONSULTING LLC)	\$28.82	\$34.29	2022-09-01	2026-02-28
GLOBAL SERVICES MANAGEMENT - OPERATIONS 2 (GSM-O 2)	\$27.93		2020-09-22	2025-09-21
JOINT INTERAGENCY TASK FORCE - SOUTH COUNTERDRUG SUPPORT/SYSTEMS AND SOFTWARE ENGINEERING (LEIDOS HOLDINGS INC)	\$27.93	\$33.55	2020-09-22	2025-09-21
Grand Total	\$33,098.21			

**DEPARTMENT OF DEFENSE
ARMY
MID-TERM CONTRACT AND TASK ORDER EXPIRATIONS**



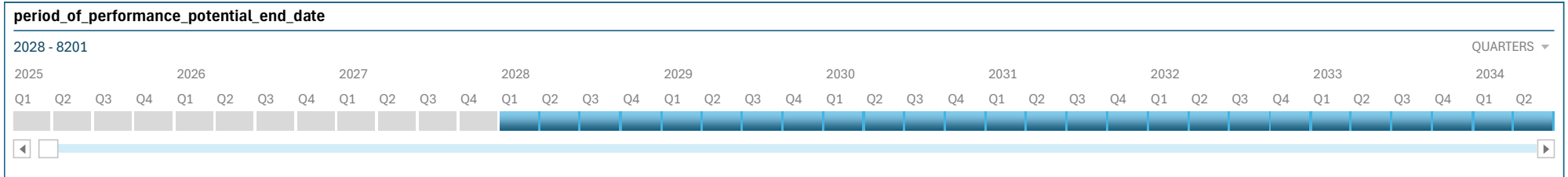
Vehicle / Task Order / Contractor	Actual Obligations (\$M, Prior 5 Years)	Potential Obligations (\$M, Max Reported)	Start Date	End Date
ALLIANT 2	\$3,877.54		2019-05-20	2029-09-05
ENTERPRISE IT-RELATED SERVICES AND TECHNICAL SOLUTIONS FOR CYBERSECURITY AND IT MANAGEMENT (GENERAL DYNAMICS CORPORATION)	\$213.90	\$819.15	2020-09-25	2027-04-24
HIGH PERFORMANCE COMPUTING (HPC) CENTERS PROGRAM (BAE SYSTEMS PLC)	\$199.50	\$698.97	2022-08-16	2028-02-17
ENTERPRISE IT-RELATED SERVICES AND TECHNICAL SOLUTIONS FOR CYBERSECURITY AND IT MANAGEMENT (GENERAL DYNAMICS CORP)	\$195.48	\$1,523.20	2020-09-25	2027-04-24
GUARD ENTERPRISE CYBER OPERATIONS SUPPORT (GENERAL DYNAMICS CORPORATION)	\$133.22	\$267.28	2022-07-29	2026-07-28
AESS 20 - ENDPOINT PROTECTION (ON ASSIGNMENT INC)	\$95.77	\$401.55	2022-09-29	2027-09-28
AESS 20 - ENDPOINT PROTECTION (ASGN INCORPORATED)	\$73.25	\$404.59	2022-09-29	2027-09-28
GUARD ENTERPRISE CYBER OPERATIONS SUPPORT (GENERAL DYNAMICS CORP)	\$36.89	\$267.28	2022-07-29	2026-07-28
OUTSIDE PLANT CAPABILITY SET (CACI INTERNATIONAL INC)	\$32.63	\$541.82	2021-11-18	2026-11-17
INFORMATION TECHNOLOGY ENTERPRISE SOLUTIONS - 3 SERVICES (ITES-3S)	\$889.85		2018-09-25	2028-12-14
ARNG SMMS RCMS-G SYSTEM SUPPORT SERVICES (TIBER CREEK CONSULTING INC)	\$44.84	\$87.90	2022-10-01	2027-10-30
INVENTORY (PHASE 1) -- SERVICES (AGILE DEFENSE LLC)	\$43.15	\$65.19	2022-08-15	2027-06-15
AMCOM G6 INFORMATION TECHNOLOGY SUPPORT SERVICES 4 (DIRECTVIZ SOLUTIONS LLC)	\$35.98	\$53.70	2021-09-24	2027-02-28
PEO AVIATION LABOR (AGILE DEFENSE LLC)	\$33.17	\$50.62	2021-11-29	2027-07-31
PEO MISSILES AND SPACE INFORMATION TECHNOLOGY SUPPORT SERVICES (AGILE DEFENSE LLC)	\$29.35	\$34.46	2021-07-01	2027-01-31
MULTIPLE AWARD SCHEDULE	\$308.38		2020-02-06	2027-05-12
CPCE SITEAWARE MAINTENANCE AND TECHNICAL SUPPORT (SYSTEMATIC INC)	\$29.33	\$70.04	2022-06-13	2027-05-12
ENTERPRISE TASK MANAGEMENT SOFTWARE SOLUTION 2 (ETMS2)	\$139.36		2021-06-25	2026-08-14
ALL TASKS (NOVETTA SOLUTIONS LLC)	\$43.09	\$252.41	2021-06-25	2026-08-14
OTHER THAN SCHEDULE	\$134.48		2024-01-23	2029-11-21
VMWARE SOFTWARE AND MAINTENANCE (DELL FEDERAL SYSTEMS LP)	\$92.76	\$92.76	2024-01-23	2027-01-22
CHIEF INFORMATION OFFICER - SOLUTIONS AND PARTNERS 3 (CIO-SP3)	\$114.47		2019-03-05	2027-01-13
DEFENSIVE CYBER OPERATIONS PROGRAM MANAGEMENT SUPPORT SERVICES (OCTO METRIC LLC)	\$29.33	\$63.70	2022-01-14	2027-01-13
NETOWRK ACCESS FOR FOREIGN CUSTOMERS	\$64.95		2022-11-01	2027-10-31
ALL TASKS (WOLFTEK MISSION GROUP LLC)	\$64.95	\$64.95	2022-11-01	2027-10-31
ENTERPRISE TECHNOLOGY INTEGRATION, GOVERNANCE, ENGINEERING, AND REQUIREMENTS (ETIGER) FOR THE US ARMY HUMAN RESOURCES COMMAN	\$53.95		2020-12-28	2027-01-05
ALL TASKS (TUVLI LLC)	\$34.97	\$111.91	2020-12-28	2026-07-05
WIDEBAND SATELLITE COMMUNICATIONS (SATCOM) OPERATIONS AND TECHNICAL SUPPORT 2 (WSOTS 2)	\$37.46		2018-12-01	2027-07-31

**DEPARTMENT OF DEFENSE
ARMY
MID-TERM CONTRACT AND TASK ORDER EXPIRATIONS**



Vehicle / Task Order / Contractor	Actual Obligations (\$M, Prior 5 Years)	Potential Obligations (\$M, Max Reported)	Start Date	End Date
ALL TASKS (L3HARRIS TECHNOLOGIES INC)	\$37.46	\$219.04	2018-12-01	2027-07-31
FORT BELVOIR COMMUNITY HOSPITAL - FACILITY COMMUNICATION DISTRIBUTION SYSTEMS SERVICES	\$37.33		2021-07-22	2026-07-24
ALL TASKS (LAWELAWE TECHNOLOGY SERVICES INC)	\$37.33	\$65.71	2021-07-22	2026-07-24
UTILITY MONITORING AND CONTROL SYSTEMS 6 (UMCS 6)	\$28.20		2023-09-29	2027-10-13
PROCUREMENT AND INSTALLATION OF UTILITY MONITORING AND CONTROLS SYSTEMS (SCHNEIDER ELECTRIC SE)	\$28.20	\$29.29	2023-09-29	2027-10-13
FORT HOOD INFORMATION TECHNOLOGY SERVICES (ITS)	\$28.03		2022-08-26	2027-02-28
ALL TASKS (KAIHONUA LLC)	\$28.03	\$51.66	2022-08-26	2027-02-28
Grand Total	\$33,098.21			

**DEPARTMENT OF DEFENSE
ARMY
LONG-TERM CONTRACT AND TASK ORDER EXPIRATIONS**



Vehicle / Task Order / Contractor	Actual Obligations (\$M, Prior 5 Years)	Potential Obligations (\$M, Max Reported)	Start Date	End Date
ALLIANT 2	\$3,877.54		2019-05-20	2029-09-05
HIGH PERFORMANCE COMPUTING (HPC) CENTERS PROGRAM (BAE SYSTEMS PLC)	\$199.50	\$698.97	2022-08-16	2028-02-17
DEPUTY ASSISTANT SECRETARY OF THE ARMY DATA ENGINEERING AND SOFTWARE SUPPORT (DELOITTE & TOUCHE LLP)	\$103.08	\$595.72	2023-05-22	2028-05-21
ARMY GLOBAL UNIFIED NETWORK INCREMENT 1 (AGUN INC1) (LEIDOS INC)	\$61.92	\$331.25	2024-09-06	2029-09-05
GLOBAL ENTERPRISE NETWORK MODERNIZATION (GENMOD) (SYSTEMWARE INC)	\$48.88	\$526.17	2024-01-12	2029-01-11
HIGH PERFORMANCE COMPUTING (HPC) CENTERS PROGRAM (COMPAGNIE DE DEVELOPPEMENT DE L'EAU SA)	\$47.40	\$698.97	2022-08-16	2028-02-17
INFORMATION TECHNOLOGY ENTERPRISE SOLUTIONS - 3 SERVICES (ITES-3S)	\$889.85		2018-09-25	2028-12-14
CUSTOMER SERVICE (ENTERPRISE CUSTOMER SERVICE DESK) (SCIENCE APPLICATIONS INTERNATIONAL CORPORATION)	\$49.58	\$141.29	2023-09-01	2028-12-14
PROGRAM EXECUTIVE OFFICE FOR SIMULATION INSTRUMENTATION AND TRAINING (PEO STRI) CIO IT SUPPORT SERVICES (LINTECH-PRAGMATICS JV LLC)	\$28.09	\$121.84	2023-03-15	2028-06-14
VETERANS TECHNOLOGY SERVICES 2 (VETS 2)	\$420.96		2020-09-17	2028-03-04
USMEPCOM UNITED STATES MILITARY ENTRANCE PROCESSING COMMAND SUPPORT (ITILITY LLC)	\$174.35	\$438.15	2021-02-17	2028-03-04
OTHER THAN SCHEDULE	\$134.48		2024-01-23	2029-11-21
ARMY X3 SUBSCRIPTION LICENSES FOR DOD365-SEC (MINBURN TECHNOLOGY GROUP LLC)	\$41.72	\$234.75	2024-11-22	2029-11-21
ENCORE 3	\$80.80		2024-02-14	2029-02-13
US ARMY GLOBAL SIPR NETWORK (CACI INTERNATIONAL INC)	\$80.80	\$238.97	2024-02-14	2029-02-13
PAC STAR IQ-CORE	\$47.36		2020-08-28	2028-08-27
ALL TASKS (CURTISS-WRIGHT CORPORATION)	\$29.45	\$39.46	2020-08-28	2028-08-27
Grand Total	\$33,098.21			

**DEPARTMENT OF DEFENSE
ARMY
TOP CONTRACTORS (\$M, PRIOR 5 YEARS)**

Dollars Obligated							
Vehicle / Contractor / Task Order	2020	2021	2022	2023	2024	2025	Grand Total
SCIENCE APPLICATIONS INTERNATIONAL CORPORATION	\$105.01	\$366.37	\$468.10	\$304.21	\$373.21	\$325.55	\$1,942.45
DELL TECHNOLOGIES INC	\$27.64	\$423.85	\$328.72	\$503.97	\$248.08		\$1,532.26
CACI INTERNATIONAL INC	\$122.56	\$303.00	\$391.92	\$291.14	\$188.56	\$108.41	\$1,405.60
GENERAL DYNAMICS CORP	\$202.45	\$270.06	\$386.55	\$237.97	-\$6.49		\$1,090.54
GENERAL DYNAMICS CORPORATION			\$1.39	\$160.53	\$429.75	\$102.52	\$694.18
CARAHSOFT TECHNOLOGY CORP	\$93.45	\$104.06	\$105.75	\$129.17	\$180.55	\$73.91	\$686.89
DELL FEDERAL SYSTEMS LP					\$380.64	\$269.15	\$649.79
LEIDOS HOLDINGS INC	\$188.59	\$177.91	\$102.85	\$96.77	\$78.97	\$4.23	\$649.31
VERIZON COMMUNICATIONS INC	\$466.81	\$49.39	\$52.95	\$82.49	-\$2.69		\$648.96
NORTHROP GRUMMAN CORPORATION	\$65.97	\$219.78	\$106.75	\$106.13	\$95.45	\$36.39	\$630.46
INTERNATIONAL BUSINESS MACHINES CORPORATION	\$104.30	\$162.45	\$83.88	\$71.12	\$85.13	\$9.41	\$516.29
MICROSOFT CORPORATION	\$80.03	\$106.73	\$81.89	\$104.56	\$123.27	\$8.85	\$505.33
VERITAS CAPITAL FUND MANAGEMENT LLC	\$6.30	\$30.66	\$159.29	\$198.86	\$18.54		\$413.65
FAIRWINDS TECHNOLOGIES LLC			\$122.03	\$152.79	\$107.65	\$0.00	\$382.47
WORLD WIDE TECHNOLOGY LLC				\$131.36	\$169.20	\$66.36	\$366.92
ACCENTURE PUBLIC LIMITED COMPANY	\$65.89	\$108.31	\$191.78	\$0.00			\$365.98
ACCENTURE INC		\$0.00	\$94.45	\$252.92	\$17.94		\$365.31
JOHNSON CONTROLS INTERNATIONAL PUBLIC LIMITED COMPANY	\$33.68	\$53.91	\$133.14	\$128.58	\$3.75		\$353.05
NOVETTA SOLUTIONS LLC					\$299.64	\$35.75	\$335.39
AGILE DEFENSE LLC	\$15.37	\$50.94	\$83.02	\$82.88	\$72.13	\$11.57	\$315.91
COUNTERTRADE PRODUCTS INC	\$23.64	\$37.98	\$22.44	\$103.72	\$127.49	\$0.19	\$315.46
WORLD WIDE TECHNOLOGY HOLDING CO INC	\$19.80	\$112.30	\$174.56	\$0.00			\$306.66
PHOENIX LOGISTICS LLC	\$20.38	\$57.76	\$75.83	\$79.52	\$38.90	\$25.72	\$298.12
NANA REGIONAL CORPORATION INC	\$56.48	\$81.23	\$83.48	\$40.95	\$28.10	\$0.77	\$291.02
INNOVATIVE MANAGEMENT CONCEPTS INC	\$16.34	\$25.63	\$73.07	\$57.20	\$89.27	\$13.16	\$274.67
SIEMENS AKTIENGESELLSCHAFT	\$46.85	\$43.13	\$47.31	\$97.54	\$16.87		\$251.69
BAE SYSTEMS PLC	\$11.64	\$1.24	\$28.88	\$131.61	\$58.31		\$231.68
RTX CORPORATION	\$23.36	\$88.61	\$76.70	\$39.22			\$227.88
AT&T INC	\$97.59	\$54.96	\$19.67	\$47.74	\$3.11	\$0.05	\$223.13
SES GOVERNMENT SOLUTIONS INC	\$32.15	\$44.82	\$55.20	\$58.27	\$29.78		\$220.22
DIRECTVIZ SOLUTIONS LLC	\$34.41	\$35.57	\$38.67	\$49.27	\$52.28	\$8.63	\$218.82
BUSINESS MISSION EDGE LLC	\$28.66	\$6.39	\$64.06	\$36.68	\$54.15	\$20.05	\$209.98
M C DEAN INC	\$22.77	\$28.25	\$69.18	\$35.29	\$45.48	\$1.32	\$202.30
PARSONS CORPORATION	\$44.45	\$48.41	\$41.57	\$39.52	\$16.28	\$0.14	\$190.36
ITILITY LLC		\$32.12	\$39.05	\$36.89	\$40.91	\$25.38	\$174.35
ON ASSIGNMENT INC	\$20.98	\$11.65	\$51.77	\$86.10	\$0.00		\$170.50

**DEPARTMENT OF DEFENSE
ARMY
TOP CONTRACTORS (\$M, PRIOR 5 YEARS)**

Dollars Obligated							
Vehicle / Contractor / Task Order	2020	2021	2022	2023	2024	2025	Grand Total
PERATON INC					\$145.52	\$14.79	\$160.31
STRATOS GOVERNMENT SERVICES INC	\$13.43	\$49.00	\$44.87	\$41.90	\$8.54		\$157.74
SPECTRUM SOLUTIONS INC	\$19.29	\$14.11	\$25.57	\$36.03	\$52.98	\$8.45	\$156.42
JOHNSON CONTROLS BUILDING AUTOMATION SYSTEMS LLC					\$147.14	\$7.84	\$154.97
VIASAT INC	\$47.14	\$27.24	\$43.19	\$29.84	\$5.84		\$153.24
PALANTIR TECHNOLOGIES INC	\$6.71	\$6.17	\$39.21	\$33.59	\$46.23	\$17.62	\$149.52
MANTECH INTERNATIONAL CORPORATION	\$30.18	\$66.00	\$11.35	\$21.71	\$13.38	\$5.80	\$148.42
FOUR LLC	\$13.53	\$22.70	\$28.77	\$32.06	\$36.94	\$1.11	\$135.11
HIG CAPITAL MANAGEMENT INC	\$3.40	\$25.34	\$33.88	\$64.20	\$7.09		\$133.90
L3HARRIS TECHNOLOGIES INC	\$24.68	\$34.45	\$24.59	\$11.79	\$37.42	\$0.00	\$132.93
BOOZ ALLEN HAMILTON HOLDING CORPORATION	\$19.81	\$35.99	\$24.29	\$18.02	\$23.45	\$5.29	\$126.86
BY LIGHT PROFESSIONAL IT SERVICES LLC	\$5.81	\$12.07	\$40.45	\$43.45	\$22.49		\$124.27
ENVIRONMENTAL SYSTEMS RESEARCH INSTITUTE INC	\$8.94	\$27.76	\$24.83	\$30.63	\$25.50	\$6.02	\$123.68
CISCO SYSTEMS INC	\$117.78	\$4.12					\$121.90
SIERRA NEVADA COMPANY LLC	\$2.03	\$16.52	\$62.28	\$36.07	\$4.83		\$121.72
SYSTEMWARE INC					\$119.45		\$119.45
TIBER CREEK CONSULTING INC	\$4.05	\$15.58	\$18.35	\$32.38	\$32.15	\$13.76	\$116.27
LEONARDO SPA	\$31.64	\$47.04	\$27.41	\$1.27	-\$0.01	\$7.23	\$114.60
DELOITTE & TOUCHE LLP	\$1.35				\$91.97	\$20.01	\$113.34
ARTEL LLC	\$11.60	\$21.77	\$22.59	\$26.82	\$26.57	\$0.02	\$109.38
BRISTOL BAY NATIVE CORPORATION	\$17.02	\$22.55	\$29.46	\$21.41	\$13.76		\$104.20
DATA SYSTEMS ANALYSTS INC	\$7.85	\$16.60	\$22.78	\$23.71	\$28.73	\$4.47	\$104.13
COLE ENGINEERING SERVICES INC					\$88.24	\$13.04	\$101.28
INDIAN TOWNSHIP SOLUTIONS LLC		\$23.66	\$35.04	\$31.51	\$9.90	\$0.00	\$100.11
TELOS CORPORATION	\$31.32	\$31.70	\$22.52	\$13.11	\$1.05		\$99.70
CAELUM RESEARCH CORPORATION	\$5.05	\$4.32	\$18.09	\$30.48	\$31.07	\$9.99	\$99.00
INSAP SERVICES INC	\$41.53	\$52.39	\$10.42	-\$0.21	-\$0.04	-\$5.13	\$98.96
UIC GOVERNMENT SERVICES LLC			\$11.19	\$54.20	\$32.80		\$98.19
CONSULTING SERVICES GROUP LLC		\$11.06	\$16.34	\$27.02	\$37.31	\$6.00	\$97.72
BROADLEAF INC	\$25.20	\$30.40	\$23.42	\$18.10	\$0.57		\$97.70
VISTA DEFENSE TECHNOLOGIES LLC	\$12.73	\$21.49	\$29.15	\$17.48	\$8.25	\$1.51	\$90.63
MYTHICS LLC	\$8.53	\$24.85	\$21.83	\$24.75	\$10.51		\$90.46
LEIDOS INC					\$45.78	\$44.19	\$89.97
SENECA GLOBAL SERVICES LLC	\$10.00	\$17.91	\$33.04	\$14.50	\$12.88		\$88.33
ECHELON SERVICES LLC	\$9.95	\$12.45	\$19.48	\$20.41	\$25.73		\$88.02

**DEPARTMENT OF DEFENSE
ARMY
TOP CONTRACTORS (\$M, PRIOR 5 YEARS)**

Dollars Obligated							
Vehicle / Contractor / Task Order	2020	2021	2022	2023	2024	2025	Grand Total
DIGITAL MANAGEMENT LLC	\$9.69	\$17.37	\$18.54	\$20.81	\$13.12	\$1.21	\$80.73
KAIHONUA LLC	\$7.28	\$16.99	\$16.17	\$20.02	\$19.96	\$0.00	\$80.41
GOVERNMENTCIO LLC	\$2.59	\$28.51	\$13.51	\$25.94	\$6.21		\$76.77
INTEGRATED DATA SERVICES LLC	\$29.89	-\$23.36	\$24.31	\$43.88			\$74.71
CHINOOK SYSTEMS INC	\$3.31	\$3.04	\$22.05	\$16.74	\$28.31	\$1.02	\$74.47
ASGN INCORPORATED					\$74.45		\$74.45
INTERACTIVE PROCESS TECHNOLOGY LLC	\$3.21	\$1.42	\$0.00	\$23.77	\$33.93	\$12.13	\$74.45
EXITCERTIFIED CORP	\$2.80	\$44.60	\$16.69	\$10.05	\$0.14		\$74.28
KUPONO GOVERNMENT SERVICES LLC	\$3.77	\$13.88	\$17.52	\$15.71	\$11.92	\$10.36	\$73.16
DECILOG INC	\$13.11	\$11.77	\$15.46	\$16.92	\$13.99		\$71.24
PAVION CORP		\$13.53	\$18.71	\$30.75	\$7.03		\$70.02
TEKSYNAP CORPORATION	\$3.97	\$9.05	\$13.00	\$14.91	\$28.03	\$0.06	\$69.01
LUMEN TECHNOLOGIES INC	\$26.48	-\$5.55	\$7.28	\$36.29	\$4.28	-\$0.04	\$68.73
LOGC2 INC	-\$0.54	\$11.10	\$13.88	\$12.35	\$22.03	\$9.22	\$68.04
VECTRUS INC	\$7.61	\$19.89	\$18.54	\$15.82	\$5.57		\$67.42
MISSION SOLUTIONS GROUP INC	\$16.81	\$41.95	\$8.38				\$67.14
NEW TECH SOLUTIONS INC	\$3.67	\$12.72	\$11.26	\$19.29	\$16.90	\$3.03	\$66.87
WOLFTEK MISSION GROUP LLC				\$34.54	\$29.95	\$0.46	\$64.95
SYSTEMATIC INC	\$17.55	\$15.79	\$14.10	\$13.93	\$2.62	\$0.00	\$63.99
GSTEK INC	\$3.56	\$8.64	\$14.14	\$15.09	\$16.02	\$3.49	\$60.94
KONIAG MANAGEMENT SOLUTIONS LLC			\$12.59	\$24.72	\$23.45	\$0.00	\$60.76
MISSION1ST GROUP INC	\$12.01	\$42.24	\$7.78	-\$1.68	\$0.00		\$60.35
MA FEDERAL INC	\$10.02	\$27.61	\$17.07	\$5.19			\$59.90
ARROW ELECTRONICS INC	\$17.08	\$11.57	\$9.59	\$10.28	\$10.05	\$0.17	\$58.73
LAWELAWE TECHNOLOGY SERVICES INC		\$13.44	\$14.18	\$14.74	\$14.85		\$57.20
THE CHENEGA CORPORATION	\$12.89	\$18.38	\$14.59	\$9.23	\$1.25		\$56.33
LEADER COMMUNICATIONS INC	\$0.31	\$5.15	\$15.96	\$16.91	\$15.73	\$1.47	\$55.54
CAP GEMINI			\$19.86	\$26.63	\$9.04		\$55.54
COMPAGNIE DE DEVELOPPEMENT DE L'EAU SA					\$44.71	\$10.72	\$55.43
BT GROUP PLC	\$9.20	\$57.90	-\$14.68	\$0.33	\$0.54	\$1.25	\$54.53
GRADKELL SYSTEMS INC	\$6.92	\$16.14	\$15.05	\$7.69	\$7.44	\$0.25	\$53.49
ADVANCED ALLIANT SOLUTIONS TEAM LIMITED PARTNERSHIP	\$11.78	\$18.16	\$15.63	\$2.44	\$4.21	\$1.14	\$53.36
RIPTIDE SOFTWARE INC	\$4.22	\$11.25	\$9.60	\$14.22	\$9.90	\$3.89	\$53.08
LOCKHEED MARTIN CORP	\$17.96	\$21.77	\$9.64	\$2.01	\$1.51	\$0.01	\$52.90
PERATON SOLUTIONS INC	\$34.55	\$18.07					\$52.62

**DEPARTMENT OF DEFENSE
ARMY
TOP CONTRACTORS (\$M, PRIOR 5 YEARS)**

Dollars Obligated							
Vehicle / Contractor / Task Order	2020	2021	2022	2023	2024	2025	Grand Total
DELOITTE TOUCHE TOHMATSU LIMITED	\$0.19	\$19.44	\$18.17	\$11.58	\$3.05		\$52.44
HIGHLIGHT TECHNOLOGIES INC	\$0.83	\$4.11	\$16.71	\$24.49	\$6.25	-\$0.17	\$52.23
CACI-ISS LLC					\$42.27	\$9.85	\$52.12
KBR INC	\$5.60	\$13.16	\$21.52	\$10.07	\$1.34		\$51.69
SIEMENS ENERGY AG					\$38.40	\$12.97	\$51.37
EXETER GOVERNMENT SERVICES LLC	\$9.06	\$11.61	\$15.24	\$12.59	\$2.44		\$50.93
NETWORK INNOVATIONS INC	\$10.65	\$14.35	\$25.50				\$50.50
ABACUS TECHNOLOGY CORPORATION	\$7.30	\$15.13	\$8.98	\$7.95	\$10.35		\$49.71
INMARSAT GOVERNMENT INC					\$46.74	\$2.86	\$49.60
TUVLI LLC			\$2.25	\$16.37	\$18.34	\$11.86	\$48.82
TECHNICAL AND PROJECT ENGINEERING LLC	\$15.91	\$4.11	\$14.36	\$3.91	\$9.98		\$48.27
INTELSAT GENERAL COMMUNICATIONS LLC		\$18.10	\$8.58	\$9.20	\$10.98		\$46.85
NEXTECH SOLUTIONS LLC	\$27.47	\$8.85	\$10.43		\$0.00		\$46.75
THE LOGISTICS CO INCORPORATED	\$8.00	\$26.11	\$11.72	\$0.00			\$45.83
ASRC FEDERAL DATA NETWORKX LLC	\$15.15	\$2.34	\$26.19	\$2.06	-\$0.17		\$45.57
HAWAIIAN NATIVE CORPORATION	\$0.00	\$22.68	\$21.72	\$0.30			\$44.71
ENTERPRISE TECHNOLOGY SOLUTIONS INC	\$0.62	\$4.32	\$6.51	\$17.10	\$14.38	\$1.59	\$44.53
TRIBALCO LLC	\$11.94	\$13.34	\$13.07	\$9.10	-\$2.89	-\$0.19	\$44.38
A & T SYSTEMS INC	\$0.42	\$11.09	\$9.23	\$12.16	\$10.94	\$0.10	\$43.94
MINBURN TECHNOLOGY GROUP LLC	\$0.59	\$0.66	\$0.16	\$0.07	-\$0.04	\$41.72	\$43.16
UNIFIED BUSINESS TECHNOLOGIES INC	\$5.13	\$9.94	\$7.35	\$11.70	\$8.80	\$0.00	\$42.92
IDEAL INNOVATIONS INCORPORATED	\$9.60	\$9.53	\$9.16	\$4.57	\$8.88		\$41.73
SHERPA 6 INC	\$4.54	\$5.81	\$3.00	\$10.86	\$12.91	\$4.09	\$41.21
BELCAN CORPORATION		\$12.73	\$15.92	\$12.49			\$41.15
PO`OKELA SOLUTIONS LLC		\$7.06	\$7.17	\$12.66	\$14.20	-\$0.02	\$41.07
SCHNEIDER ELECTRIC SE	\$1.81	\$1.33	\$5.52	\$31.56	\$0.01		\$40.25
AGILE DECISION SCIENCES LLC				\$14.56	\$22.57	\$2.98	\$40.11
ALL NATIVE SYNERGIES COMPANY	\$0.33	\$11.44	\$12.40	\$12.61	\$3.32		\$40.10
ALASKA NATIVE GOVERNMENT SERVICESLLC	\$7.36	\$8.90	\$9.00	\$12.91	\$1.83		\$40.01
CONVERGINT TECHNOLOGIES GROUP HOLDINGS INC	\$5.02	\$3.16	\$12.31	\$17.77	\$1.53		\$39.80
BAM TECHNOLOGIES LLC		\$1.74	\$10.62	\$7.91	\$11.59	\$7.77	\$39.64
GALAPAGOS FEDERAL SYSTEMS LLC	\$0.00	\$0.00	\$3.54	\$12.78	\$21.86	\$1.16	\$39.34
OAKLAND CONSULTING GROUP INC	\$10.25	\$20.56	\$6.49	\$1.98			\$39.28
SOS INTERNATIONAL LLC		\$8.55	\$16.41	\$6.99	\$6.88	\$0.13	\$38.96
HALVIK CORP	\$4.05	\$11.50	\$9.34	\$4.61	\$8.44	\$0.96	\$38.90

**DEPARTMENT OF DEFENSE
ARMY
TOP CONTRACTORS (\$M, PRIOR 5 YEARS)**

Dollars Obligated							
Vehicle / Contractor / Task Order	2020	2021	2022	2023	2024	2025	Grand Total
DH TECHNOLOGIES INC	\$0.04	\$1.97	\$6.72	\$5.24	\$21.51	\$3.25	\$38.73
BOWHEAD PROFESSIONAL AND TECHNICAL SOLUTIONS LLC	\$5.80	\$17.15	\$4.15		\$9.06	\$2.19	\$38.35
BLUE TECH INC	\$16.25	\$9.66	\$3.41	\$2.89	\$3.17	\$2.57	\$37.95
GOLDBELT INCORPORATED	\$1.05	\$6.87	\$15.84	\$5.45	\$8.07	\$0.00	\$37.28
ROCKWELL COLLINS AUSTRALIA PTY LIMITED			\$0.00	\$4.99	\$32.14	\$0.07	\$37.19
SPIDER STRATEGIES INC	\$5.98	\$5.16	\$8.30	\$6.27	\$11.37	\$0.00	\$37.09
THE BOEING COMPANY	\$2.96	\$5.04	\$9.95	\$9.46	\$7.30	\$1.37	\$36.08
CHOGGIUNG LTD	\$0.32	\$2.05	\$15.44	\$9.08	\$9.14		\$36.04
CLOUD LAKE TECHNOLOGY LLC		\$0.00	\$2.09	\$17.21	\$16.73		\$36.03
JOHNSON CONTROLS INC	\$12.00	\$23.88	\$0.00				\$35.88
GLOBAL ENTERPRISE SOLUTIONS INC					\$24.17	\$11.71	\$35.88
TYTO ATHENE LLC		-\$10.00	\$2.49	\$0.67	\$35.06	\$7.59	\$35.80
CHUGACH TECHNICAL SOLUTIONS LLC	\$5.81	\$7.04	\$8.00	\$7.42	\$7.47	\$0.00	\$35.73
FEDITC LLC	\$5.46	\$10.23	\$6.70	\$8.15	\$4.29	\$0.86	\$35.70
EVERGREEN FIRE ALARMS LLC	\$8.34	\$10.09	\$7.07	\$7.69	\$2.26	\$0.22	\$35.66
MAXIMUS FEDERAL CONSULTING LLC	\$16.74	\$19.57		\$0.00	-\$1.52		\$34.79
YOUONE ENGINEERING COLTD	\$6.08	\$5.44	\$12.17	\$6.34	\$4.62	\$0.04	\$34.69
OM GROUP INC	\$10.91	\$6.40	\$7.29	\$6.23	\$3.76		\$34.59
DECISIONPOINT CORPORATION		\$3.64	\$3.74	\$5.15	\$9.22	\$12.81	\$34.56
ALESIG CONSULTING LLC			\$3.69	\$10.29	\$10.21	\$10.34	\$34.52
ALASKA NORTHSTAR RESOURCES LLC		\$3.55	\$6.42	\$11.78	\$9.70	\$2.70	\$34.16
PERATON ENTERPRISE SOLUTIONS LLC					\$31.21	\$2.75	\$33.96
CURTISS-WRIGHT CORPORATION		\$7.96	\$13.51	\$10.88	\$1.60		\$33.94
VENCEDOR TECHNOLOGIES LLC	\$0.00	\$4.00	\$4.65	\$4.65	\$18.85	\$1.65	\$33.81
MAXAR TECHNOLOGIES INC	\$7.89	\$3.34	\$12.73	\$7.79	\$1.65		\$33.40
THUNDERCAT TECHNOLOGY LLC	\$0.35	\$5.85	\$7.42	\$8.20	\$10.97	\$0.37	\$33.16
PRAGMATICS LLC	\$15.99	\$3.59	\$3.90	\$4.22	\$5.32		\$33.02
DELOITTE CONSULTING LLP			\$15.73	\$12.79	\$4.12		\$32.64
DIGNITAS TECHNOLOGIES LLC	\$1.62	\$2.33	\$12.09	\$7.92	\$8.28	\$0.24	\$32.48
AD HOC RESEARCH ASSOCIATES LLC	\$8.98	\$12.05	\$7.99	\$3.32	\$0.00		\$32.35
BENTLEY SYSTEMS INCORPORATED	\$0.42	\$5.39	\$8.26	\$8.62	\$9.54		\$32.23
APOGEE-SAIC CAPABILITIES INTEGRATOR LLC	\$6.17	\$7.79	\$5.24	\$7.21	\$4.80	\$0.92	\$32.14
GARTNER INC	\$4.62	\$6.30	\$5.29	\$8.02	\$7.70	\$0.10	\$32.04
FEDRESULTS INC	\$5.03	\$4.77	\$9.57	\$8.83	\$3.52	\$0.00	\$31.72
T-MOBILE US INC	\$2.95	\$7.17	\$8.37	\$9.16	\$3.90		\$31.55

**DEPARTMENT OF DEFENSE
ARMY
TOP CONTRACTORS (\$M, PRIOR 5 YEARS)**

Dollars Obligated							
Vehicle / Contractor / Task Order	2020	2021	2022	2023	2024	2025	Grand Total
UKPEAGVIK INUPIAT CORPORATION	\$0.46	\$1.85	\$1.32	-\$0.14	\$13.28	\$14.39	\$31.16
RDM ENGINEERING LLC	\$4.04	\$3.57	\$9.86	\$10.24	\$3.24		\$30.94
PTSI MANAGED SERVICES INC					\$30.79	\$0.00	\$30.79
RED RIVER TECHNOLOGY LLC	\$0.00	\$2.95	\$5.42	\$14.38	\$5.86	\$1.90	\$30.52
LAWELAWE DEFENSE INC					\$25.67	\$4.85	\$30.52
STRATEGIC RESOURCES INCORPORATED	\$3.88	\$2.25	\$5.85	\$8.73	\$9.14	\$0.38	\$30.24
CHEROKEE NATION OPERATIONAL SOLUTIONS LLC		\$6.37	\$6.63	\$7.09	\$7.12	\$2.98	\$30.19
22ND CENTURY TECHNOLOGIES INC	\$1.04	\$7.10	\$10.88	\$8.21	\$2.96		\$30.18
AKTARIUS LLC					\$29.90		\$29.90
LINTECH-PRAGMATICS JV LLC	\$0.24		\$1.32	\$10.24	\$17.49	\$0.41	\$29.69
VERIZON MARYLAND LLC					\$24.74	\$4.70	\$29.44
EAGLE INTEGRATED SERVICES LLC		\$1.31	\$6.14	\$7.48	\$12.96	\$1.56	\$29.44
OCTO METRIC LLC			\$8.13	\$10.48	\$8.74	\$1.98	\$29.33
ALTA VIA CONSULTING LLC	\$3.55	\$5.49	\$6.56	\$7.50	\$6.00		\$29.09
QUALX LLC	\$6.99	\$7.19	\$7.36	\$5.58	\$1.89		\$29.02
LMI CONSULTING LLC			\$7.65	\$10.56	\$10.60	\$0.00	\$28.82
ITES VENTURE LLC	\$3.90	\$5.80	\$5.35	\$5.70	\$7.43	\$0.59	\$28.77
SYNCADD SYSTEMS INC	\$2.19	\$3.95	\$5.96	\$8.04	\$8.27		\$28.41
HUNA TOTEM CORP	\$7.52	\$6.60	\$6.98	\$7.29			\$28.39
SUMMIT TECHNICAL SOLUTIONS LLC	\$2.88	\$4.45	\$5.85	\$7.95	\$6.91	\$0.35	\$28.39
TYTO GOVERNMENT SOLUTIONS INC					\$10.94	\$17.38	\$28.32
SYNERGIST JV LLC		\$1.79	\$9.14	\$9.49	\$10.49	-\$3.74	\$27.18
LINTECH GLOBAL INC	\$2.56	\$11.55	\$8.01	\$4.92			\$27.03
DEWBERRY DESIGN-BUILDERS INC	\$3.06	\$0.12	\$0.65	\$22.46	\$0.12		\$26.40
CHENEGA IT ENTERPRISE SERVICES LLC	\$0.87	\$4.24	\$6.84	\$7.13	\$7.30		\$26.38
ARLINGTON CAPITAL PARTNERS IV LP	\$8.70	\$0.69	\$16.19	\$5.15	-\$4.37		\$26.35
COHO CONSTRUCTION MANAGEMENT LLC			\$23.50	\$0.10	\$2.72		\$26.32
SOFT TECH CONSULTING INC	\$0.00	\$2.89	\$4.88	\$9.53	\$8.47	\$0.55	\$26.32
STG GROUP INC	\$12.89	\$13.35	\$0.00	-\$0.02			\$26.21
SCIENTIFIC RESEARCH CORPORATION				\$7.27	\$16.32	\$2.58	\$26.17
INFOTEC SYSTEMS CORP	\$5.66	\$4.45	\$5.82	\$7.04	\$2.92	\$0.00	\$25.89
TIPPING POINT SOLUTIONS INC	\$4.03	\$4.41	\$0.63	\$11.20	\$5.44	\$0.01	\$25.72
PELATRON TECHNOLOGIES LLC	\$3.70	\$7.71	\$2.82	\$5.77	\$5.69	\$0.00	\$25.69
FEDERAL INFORMATION SYSTEMS INC			\$5.86	\$13.20	\$6.46		\$25.52
ALAMO-EVERGREEN JV LLC			\$0.00	\$1.66	\$23.68	\$0.17	\$25.51

DEPARTMENT OF DEFENSE
 ARMY
 TOP CONTRACTORS (\$M, PRIOR 5 YEARS)

Dollars Obligated							
Vehicle / Contractor / Task Order	2020	2021	2022	2023	2024	2025	Grand Total
TECH DATA CORPORATION	\$25.33						\$25.33
TRIPOINT SOLUTIONS LLC	\$3.95	\$8.65	\$1.55	\$2.98	\$4.89	\$3.05	\$25.09
LOGISTICS SYSTEMS INCORPORATED	\$0.00	\$1.48	\$6.43	\$8.76	\$7.72	\$0.68	\$25.07
Grand Total	\$4,181.25	\$6,000.41	\$6,692.61	\$6,952.88	\$7,456.07	\$1,814.99	\$33,098.21

DEPARTMENT OF DEFENSE
ARMY
TOP SMALL BUSINESS CONTRACTORS (\$M, PRIOR 5 YEARS)

Dollars Obligated							
Vehicle / Contractor / Task Order	2020	2021	2022	2023	2024	2025	Grand Total
FAIRWINDS TECHNOLOGIES LLC			\$122.03	\$152.79	\$107.65	\$0.00	\$382.47
COUNTERTRADE PRODUCTS INC	\$23.64	\$37.11	\$21.39	\$103.49	\$127.29	\$0.19	\$313.11
AGILE DEFENSE LLC	\$15.37	\$50.50	\$82.84	\$82.91	\$67.82	\$0.00	\$299.43
PHOENIX LOGISTICS LLC	\$20.38	\$57.76	\$75.83	\$79.52	\$38.90	\$25.72	\$298.12
NANA REGIONAL CORPORATION INC	\$54.20	\$81.17	\$83.41	\$40.38	\$28.09	\$0.62	\$287.87
BUSINESS MISSION EDGE LLC	\$28.66	\$6.39	\$64.06	\$36.68	\$54.15	\$20.05	\$209.98
DIRECTVIZ SOLUTIONS LLC	\$34.41	\$35.57	\$38.67	\$49.27	\$28.88		\$186.79
SPECTRUM SOLUTIONS INC	\$19.29	\$14.11	\$25.57	\$36.03	\$52.98	\$8.45	\$156.42
FOUR LLC	\$13.53	\$22.69	\$28.75	\$32.08	\$36.94	\$1.11	\$135.10
INNOVATIVE MANAGEMENT CONCEPTS INC	\$16.34	\$25.63	\$73.07	\$15.53			\$130.57
TIBER CREEK CONSULTING INC	\$4.05	\$15.58	\$18.35	\$32.38	\$32.15	\$13.76	\$116.27
BRISTOL BAY NATIVE CORPORATION	\$17.02	\$22.55	\$29.46	\$21.41	\$13.76		\$104.20
INDIAN TOWNSHIP SOLUTIONS LLC		\$23.66	\$35.04	\$31.51	\$9.90	\$0.00	\$100.11
INSAP SERVICES INC	\$41.53	\$52.39	\$10.42	-\$0.21	-\$0.04	-\$5.13	\$98.96
UIC GOVERNMENT SERVICES LLC			\$11.19	\$54.20	\$32.80		\$98.19
CONSULTING SERVICES GROUP LLC		\$11.06	\$16.34	\$27.02	\$37.31	\$6.00	\$97.72
BROADLEAF INC	\$25.20	\$30.40	\$23.42	\$18.10	\$0.57		\$97.70
VISTA DEFENSE TECHNOLOGIES LLC	\$12.73	\$21.49	\$29.15	\$17.48	\$8.25	\$1.51	\$90.63
SENECA GLOBAL SERVICES LLC	\$10.00	\$17.91	\$33.04	\$14.50	\$12.88		\$88.33
ECHELON SERVICES LLC	\$9.95	\$12.45	\$19.48	\$20.41	\$25.73		\$88.02
TELOS CORPORATION	\$19.97	\$31.71	\$16.41	\$10.21	\$4.05		\$82.34
CAELUM RESEARCH CORPORATION	\$4.98	-\$0.12	\$12.70	\$29.21	\$28.25	\$6.86	\$81.88
KAIHONUA LLC	\$7.28	\$16.99	\$16.17	\$20.02	\$19.96	\$0.00	\$80.41
ITILITY LLC		\$32.12	\$39.05	\$4.83			\$76.00
INTEGRATED DATA SERVICES LLC	\$29.89	-\$23.36	\$24.31	\$43.88			\$74.71
CHINOOK SYSTEMS INC	\$3.31	\$3.04	\$22.05	\$16.74	\$28.31	\$1.02	\$74.47
INTERACTIVE PROCESS TECHNOLOGY LLC	\$3.21	\$1.42	\$0.00	\$23.77	\$33.93	\$12.13	\$74.45
KUPONO GOVERNMENT SERVICES LLC	\$3.77	\$13.88	\$17.52	\$15.71	\$11.92	\$10.36	\$73.16
DECILOG INC	\$13.11	\$11.77	\$15.46	\$16.92	\$13.99		\$71.24
PAVION CORP		\$13.53	\$18.71	\$30.75	\$7.03		\$70.02
TEKSYNAP CORPORATION	\$3.97	\$9.05	\$13.00	\$14.91	\$27.84	\$0.00	\$68.76
LOGC2 INC	-\$0.54	\$11.10	\$13.88	\$12.35	\$22.03	\$9.22	\$68.04
MISSION SOLUTIONS GROUP INC	\$16.81	\$41.95	\$8.38				\$67.14
WOLFTEK MISSION GROUP LLC				\$34.54	\$29.95	\$0.46	\$64.95
GSTEK INC	\$3.56	\$8.64	\$14.14	\$15.09	\$16.02	\$3.49	\$60.94
KONIAG MANAGEMENT SOLUTIONS LLC			\$12.59	\$24.72	\$23.45	\$0.00	\$60.76

DEPARTMENT OF DEFENSE
ARMY
TOP SMALL BUSINESS CONTRACTORS (\$M, PRIOR 5 YEARS)

Dollars Obligated							
Vehicle / Contractor / Task Order	2020	2021	2022	2023	2024	2025	Grand Total
MISSION1ST GROUP INC	\$12.01	\$42.24	\$7.78	-\$1.68	\$0.00		\$60.35
MA FEDERAL INC	\$9.95	\$27.61	\$17.07	\$5.19			\$59.83
LAWELAWE TECHNOLOGY SERVICES INC		\$13.44	\$14.18	\$14.74	\$14.85		\$57.20
THE CHENEGA CORPORATION	\$12.89	\$18.38	\$14.59	\$9.23	\$1.25		\$56.33
LEADER COMMUNICATIONS INC	\$0.31	\$5.15	\$15.96	\$16.91	\$15.73	\$1.47	\$55.54
GRADKELL SYSTEMS INC	\$6.92	\$16.14	\$15.05	\$7.69	\$7.44	\$0.25	\$53.49
ADVANCED ALLIANT SOLUTIONS TEAM LIMITED PARTNERSHIP	\$11.78	\$18.16	\$15.63	\$2.44	\$4.21	\$1.14	\$53.36
HIGHLIGHT TECHNOLOGIES INC	\$0.83	\$4.11	\$16.71	\$31.49			\$53.14
RIPTIDE SOFTWARE INC	\$4.22	\$11.25	\$9.60	\$14.22	\$9.90	\$3.89	\$53.08
EXETER GOVERNMENT SERVICES LLC	\$9.06	\$11.61	\$15.24	\$12.59	\$2.44		\$50.93
ABACUS TECHNOLOGY CORPORATION	\$7.30	\$15.13	\$8.98	\$7.71	\$10.00		\$49.11
TUVLI LLC			\$2.25	\$16.37	\$18.34	\$11.86	\$48.82
TECHNICAL AND PROJECT ENGINEERING LLC	\$15.91	\$4.11	\$14.36	\$3.91	\$9.98		\$48.27
NEXTECH SOLUTIONS LLC	\$27.47	\$8.85	\$10.43		\$0.00		\$46.75
THE LOGISTICS CO INCORPORATED	\$8.05	\$26.11	\$11.77				\$45.93
ASRC FEDERAL DATA NETWORKX LLC	\$15.15	\$2.34	\$26.19	\$2.06	-\$0.17		\$45.57
HAWAIIAN NATIVE CORPORATION	\$0.00	\$22.68	\$21.72	\$0.30			\$44.71
ENTERPRISE TECHNOLOGY SOLUTIONS INC	\$0.60	\$4.26	\$6.46	\$16.94	\$14.31	\$1.59	\$44.16
A & T SYSTEMS INC	\$0.41	\$11.09	\$9.23	\$12.16	\$10.94	\$0.10	\$43.93
MINBURN TECHNOLOGY GROUP LLC	\$0.59	\$0.66	\$0.16	\$0.07	-\$0.04	\$41.72	\$43.16
UNIFIED BUSINESS TECHNOLOGIES INC	\$5.13	\$9.94	\$7.35	\$11.70	\$8.80	\$0.00	\$42.92
IDEAL INNOVATIONS INCORPORATED	\$9.60	\$9.53	\$9.16	\$4.57	\$8.88		\$41.73
SHERPA 6 INC	\$4.54	\$5.81	\$3.00	\$10.86	\$12.91	\$4.09	\$41.21
PO`OKELA SOLUTIONS LLC		\$7.06	\$7.17	\$12.66	\$14.20	-\$0.02	\$41.07
AGILE DECISION SCIENCES LLC				\$14.56	\$22.57	\$2.98	\$40.11
ALL NATIVE SYNERGIES COMPANY	\$0.33	\$11.44	\$12.40	\$12.61	\$3.32		\$40.10
ALASKA NATIVE GOVERNMENT SERVICESLLC	\$7.36	\$8.90	\$9.00	\$12.91	\$1.83		\$40.01
BAM TECHNOLOGIES LLC		\$1.74	\$10.62	\$7.91	\$11.59	\$7.77	\$39.64
GALAPAGOS FEDERAL SYSTEMS LLC	\$0.00	\$0.00	\$3.54	\$12.78	\$21.86	\$1.16	\$39.34
OAKLAND CONSULTING GROUP INC	\$10.25	\$20.56	\$6.49	\$1.98			\$39.28
DH TECHNOLOGIES INC	\$0.04	\$1.97	\$6.72	\$5.24	\$21.51	\$3.25	\$38.73
BOWHEAD PROFESSIONAL AND TECHNICAL SOLUTIONS LLC	\$5.80	\$17.15	\$4.15		\$9.06	\$2.19	\$38.35
GOLDBELT INCORPORATED	\$1.05	\$6.87	\$15.84	\$5.45	\$8.07	\$0.00	\$37.28
SPIDER STRATEGIES INC	\$5.98	\$5.16	\$8.30	\$6.27	\$11.37	\$0.00	\$37.09
CHOGGIUNG LTD	\$0.32	\$2.05	\$15.44	\$9.08	\$9.14		\$36.04

**DEPARTMENT OF DEFENSE
ARMY
TOP SMALL BUSINESS CONTRACTORS (\$M, PRIOR 5 YEARS)**

Dollars Obligated							
Vehicle / Contractor / Task Order	2020	2021	2022	2023	2024	2025	Grand Total
CLOUD LAKE TECHNOLOGY LLC		\$0.00	\$2.09	\$17.21	\$16.73		\$36.03
CHUGACH TECHNICAL SOLUTIONS LLC	\$5.81	\$7.04	\$8.00	\$7.42	\$7.47	\$0.00	\$35.73
MAXIMUS FEDERAL CONSULTING LLC	\$17.02	\$20.17			-\$1.52		\$35.68
EVERGREEN FIRE ALARMS LLC	\$8.34	\$10.09	\$7.07	\$7.69	\$2.26	\$0.22	\$35.66
FEDITC LLC	\$5.46	\$10.23	\$6.70	\$8.15	\$4.29		\$34.83
DECISIONPOINT CORPORATION		\$3.64	\$3.74	\$5.15	\$9.22	\$12.81	\$34.56
ALESIG CONSULTING LLC			\$3.69	\$10.29	\$10.21	\$10.34	\$34.52
OM GROUP INC	\$10.74	\$6.40	\$7.29	\$6.23	\$3.76		\$34.43
ALASKA NORTHSTAR RESOURCES LLC		\$3.55	\$6.42	\$11.78	\$9.70	\$2.70	\$34.16
VENCEDOR TECHNOLOGIES LLC	\$0.00	\$4.00	\$4.65	\$4.65	\$18.85	\$1.65	\$33.81
HALVIK CORP	\$4.05	\$11.50	\$9.34	\$4.61	\$2.23	\$0.96	\$32.69
DIGNITAS TECHNOLOGIES LLC	\$1.62	\$2.33	\$12.09	\$7.92	\$8.28	\$0.24	\$32.48
AD HOC RESEARCH ASSOCIATES LLC	\$8.98	\$12.05	\$7.99	\$3.32	\$0.00		\$32.35
BLUE TECH INC	\$16.24	\$9.38	\$2.92	\$1.88	\$0.72	\$0.09	\$31.22
RDM ENGINEERING LLC	\$4.04	\$3.57	\$9.86	\$10.24	\$3.24		\$30.94
LAWELAWE DEFENSE INC					\$25.67	\$4.85	\$30.52
UKPEAGVIK INUPIAT CORPORATION	\$0.46	\$1.85	\$0.67	-\$0.13	\$13.28	\$14.39	\$30.52
STRATEGIC RESOURCES INCORPORATED	\$3.88	\$2.25	\$5.85	\$8.73	\$9.14	\$0.38	\$30.24
CHEROKEE NATION OPERATIONAL SOLUTIONS LLC		\$6.37	\$6.63	\$7.09	\$7.12	\$2.98	\$30.19
AKTARIUS LLC					\$29.90		\$29.90
EAGLE INTEGRATED SERVICES LLC		\$1.31	\$6.14	\$7.48	\$12.96	\$1.56	\$29.44
NEW TECH SOLUTIONS INC	\$3.62	\$7.01	\$2.67	\$11.52	\$4.53	\$0.00	\$29.36
OCTO METRIC LLC			\$8.13	\$10.48	\$8.74	\$1.98	\$29.33
ALTA VIA CONSULTING LLC	\$3.55	\$5.49	\$6.56	\$7.50	\$6.00		\$29.09
QUALX LLC	\$6.99	\$7.19	\$7.36	\$5.58	\$1.89		\$29.02
ITES VENTURE LLC	\$3.90	\$5.80	\$5.35	\$5.70	\$7.43	\$0.59	\$28.77
SYNCADD SYSTEMS INC	\$2.19	\$3.95	\$5.96	\$8.04	\$8.27		\$28.41
HUNA TOTEM CORP	\$7.52	\$6.60	\$6.98	\$7.29			\$28.39
SUMMIT TECHNICAL SOLUTIONS LLC	\$2.88	\$4.45	\$5.85	\$7.95	\$6.91	\$0.35	\$28.39
SYNERGIST JV LLC		\$1.79	\$9.14	\$9.49	\$10.49	-\$3.74	\$27.18
LINTECH GLOBAL INC	\$2.56	\$11.55	\$8.01	\$4.92			\$27.03
FEDRESULTS INC	\$0.48	\$4.56	\$9.43	\$8.80	\$3.49	\$0.00	\$26.75
CHENEGA IT ENTERPRISE SERVICES LLC	\$0.87	\$4.24	\$6.84	\$7.13	\$7.30		\$26.38
COHO CONSTRUCTION MANAGEMENT LLC			\$23.50	\$0.10	\$2.72		\$26.32
INFOTEC SYSTEMS CORP	\$5.66	\$4.45	\$5.82	\$7.04	\$2.92	\$0.00	\$25.89

**DEPARTMENT OF DEFENSE
ARMY
TOP SMALL BUSINESS CONTRACTORS (\$M, PRIOR 5 YEARS)**

Dollars Obligated							
Vehicle / Contractor / Task Order	2020	2021	2022	2023	2024	2025	Grand Total
TIPPING POINT SOLUTIONS INC	\$4.03	\$4.41	\$0.63	\$11.20	\$5.44	\$0.01	\$25.72
PELATRON TECHNOLOGIES LLC	\$3.70	\$7.71	\$2.82	\$5.77	\$5.69	\$0.00	\$25.69
LINTECH-PRAGMATICS JV LLC	\$0.24		\$1.32	\$10.24	\$13.83		\$25.62
FEDERAL INFORMATION SYSTEMS INC			\$5.86	\$13.20	\$6.46		\$25.52
ALAMO-EVERGREEN JV LLC			\$0.00	\$1.66	\$23.68	\$0.17	\$25.51
SOFT TECH CONSULTING INC	\$0.00	\$2.89	\$4.88	\$9.53	\$8.11		\$25.40
TRIPOINT SOLUTIONS LLC	\$3.95	\$8.65	\$1.55	\$2.98	\$4.89	\$3.05	\$25.09
Grand Total	\$1,460.06	\$2,102.23	\$2,390.14	\$2,522.04	\$2,559.04	\$385.47	\$11,418.99