



**DEPARTMENT OF DEFENSE
NAVY
OVERVIEW OF UPCOMING LARGE CONTRACT AND TASK ORDER RECOMPETES
JUNE 2025**


The following report provides a snapshot of expiring large contracts and task orders with likely recompetes during three calendar year periods:

- Near-Term: Current Quarter and Following Four Quarters
- Mid-Term: Six Quarters Following Near-Term
- Long-Term: Greater Than Mid-Term

The summaries are based on total, actual contract obligations over a five year look-back across all information technology NAICS codes (select 51x, 54x codes) on contracts and task orders with a total value of more than \$25M.

The report includes an overview of the top overall and small business contractors across the five year window. All summaries are compiled from the current usaspending.com archive flat files. Many small business awards include large business entities due primarily to merger and acquisition activity.

**DEPARTMENT OF DEFENSE
NAVY
NEAR-TERM CONTRACT AND TASK ORDER EXPIRATIONS**



Vehicle / Task Order / Contractor	Actual Obligations (\$M, Prior 5 Years)	Potential Obligations (\$M, Max Reported)	Start Date	End Date
SOLUTIONS FOR ENTERPRISE WIDE PROCUREMENT 5 (SEWP 5)	\$477.03		2021/06/21	2028/05/31
EA BUNDLE (WORLD WIDE TECHNOLOGY HOLDING CO INC)	\$79.81	\$192.88	2021/06/21	2026/04/23
EA BUNDLE (WORLD WIDE TECHNOLOGY LLC)	\$73.12	\$192.88	2021/06/21	2026/04/23
EA BUNDLE (FCN INC)	\$61.95	\$78.10	2021/07/02	2026/04/23
SERVICE MANAGEMENT, INTEGRATION, AND TRANSPORT (SMIT)	\$356.90		2020/02/01	2025/09/30
SMIT ENTERPRISE IT SUPPORT SERVICES (LEIDOS HOLDINGS INC)	\$179.26	\$208.88	2024/05/01	2025/09/30
LARGE ORDER (LEIDOS HOLDINGS INC)	\$152.44	\$356.38	2023/10/01	2025/09/30
SMIT NMCI SERVICES (LEIDOS HOLDINGS INC)	\$25.19	\$31.73	2024/10/01	2025/09/30
MICROSOFT ESA AGREEMENT	\$349.19		2024/06/01	2025/05/31
PERSONA 5 (DELL FEDERAL SYSTEMS LP)	\$243.24	\$243.24	2024/06/01	2025/05/31
PRODUCTIVITY INFRASTRUCTURE AND PERSONA ENTERPRISE (DELL FEDERAL SYSTEMS LP)	\$105.95	\$105.95	2024/06/01	2025/05/31
MICROSOFT ENTERPRISE TECHNICAL SUPPORT SERVICES	\$332.82		2017/09/29	2025/09/29
MS CONSULTING SERVICES (MCS) AND MS PREMIER SUPPORT (MPS) FOR THE UNITED STATES MARINE CORPS (MICROSOFT CORPORATION)	\$189.49	\$236.38	2022/09/30	2025/09/29
MICROSOFT CONSULTING SERVICES (MCS) AND UNIFIED SUPPORT FOR NAVY / PEO DIGITAL (MICROSOFT CORPORATION)	\$53.05	\$84.12	2024/06/01	2025/05/31
ALLIANT 2	\$247.94		2019/07/11	2028/07/15
PUGET SOUND NAVAL SHIPYARD INTERMEDIATE MAINTENANCE FACILITY (BOOZ ALLEN HAMILTON HOLDING CORPORATION)	\$94.90	\$131.20	2020/09/01	2025/08/31
NAVFAC ENTERPRISE DIGITAL TRANSFORMATION AND ANALYSIS SERVICES (DELOITTE CONSULTING LLP)	\$35.84	\$63.73	2020/09/29	2025/09/28
MIT SBIR PHASE III FOLLOW ON	\$192.98		2020/07/30	2025/07/29
ALL TASKS (MI TECHNICAL SOLUTIONS INC)	\$192.98	\$254.01	2020/07/30	2025/07/29
MULTIPLE AWARD SCHEDULE	\$151.65		2017/12/21	2027/08/10
DON ESL AWS / AWS CLOUD SERVICES (AMAZON WEB SERVICES INC)	\$42.52	\$94.75	2024/07/01	2026/06/30
NAVFAC TECHNOLOGY RISK ANALYSIS SERVICES (KARTHIK CONSULTING LLC)	\$36.60	\$42.08	2020/09/24	2025/09/23
NEXT GENERATION TROPOSCATTER (NGT) SYSTEM	\$80.39		2019/10/30	2025/06/30
NGT PRODUCTION SYSTEM AND SPARES (GATR TECHNOLOGIES INC)	\$80.39	\$80.39	2022/09/02	2025/06/30
NSIPS SUSTAINMENT AND INTEGRATION FOLLOW ON	\$80.24		2023/04/20	2025/05/14
ALL TASKS (WICO LIMITED)	\$35.63	\$144.59	2023/04/20	2025/05/14
MODEL BASED PRODUCT SUPPORT (MBPS) SOFTWARE AS A SERVICE (SAAS)	\$77.49		2020/07/01	2025/06/30

**DEPARTMENT OF DEFENSE
NAVY
NEAR-TERM CONTRACT AND TASK ORDER EXPIRATIONS**

period_of_performance_potential_end_date

Q2 2025 - Q2 2026 QUARTERS ▼

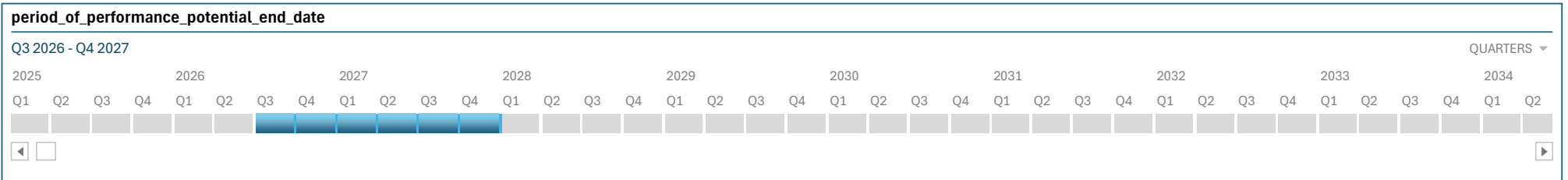
2025				2026				2027				2028				2029				2030				2031				2032				2033				2034	
Q1	Q2	Q3	Q4	Q1	Q2	Q3	Q4	Q1	Q2	Q3	Q4	Q1	Q2	Q3	Q4	Q1	Q2	Q3	Q4	Q1	Q2	Q3	Q4	Q1	Q2	Q3	Q4	Q1	Q2	Q3	Q4	Q1	Q2				

◀
▶

Vehicle / Task Order / Contractor	Actual Obligations (\$M, Prior 5 Years)	Potential Obligations (\$M, Max Reported)	Start Date	End Date
ALL TASKS (PTC INC)	\$77.49	\$112.06	2020/07/01	2025/06/30
TECHNICAL, ENGINEERING, O&M FOR GLOBAL NETWORK OPERATIONS AND DEFENSE OF THE MARINE CORPS ENTERPRISE NETWORK (GEN)	\$59.45		2021/01/14	2026/01/13
ALL TASKS (AGILE-BOT II LLC)	\$59.45	\$73.00	2021/01/14	2026/01/13
SOFTWARE DEVELOPMENT, SECURITY AND OPERATIONS SERVICES	\$42.89		2021/01/15	2026/01/14
SOFTWARE DEVSECOPS SERVICES (BOOZ ALLEN HAMILTON HOLDING CORPORATION)	\$42.89	\$55.71	2021/01/15	2026/01/14
NAVAL SENIOR LEADERSHIP COMMUNICATION - AIRCRAFT (NSLC-A) SATELLITE COMMUNICATIONS SERVICES	\$28.16		2020/09/10	2025/09/09
ALL TASKS (VIASAT INC)	\$28.16	\$38.21	2020/09/10	2025/09/09
Grand Total	\$25,437.48			

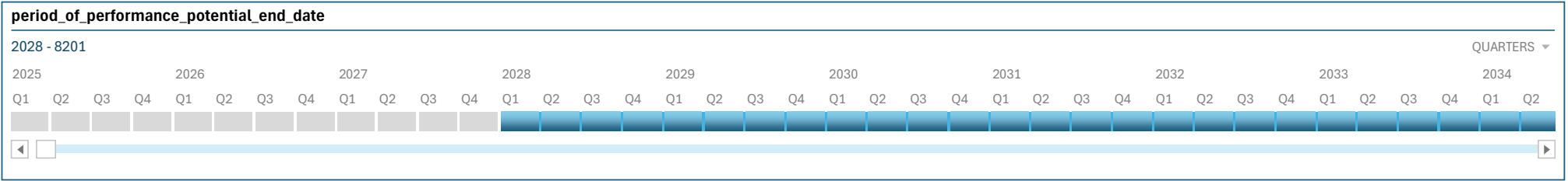


**DEPARTMENT OF DEFENSE
NAVY
MID-TERM CONTRACT AND TASK ORDER EXPIRATIONS**



Vehicle / Task Order / Contractor	Actual Obligations (\$M, Prior 5 Years)	Potential Obligations (\$M, Max Reported)	Start Date	End Date
SOLUTIONS FOR ENTERPRISE WIDE PROCUREMENT 5 (SEWP 5)	\$477.03		2021/06/21	2028/05/31
RED HAT II ENTERPRISE LICENSE AGREEMENT (DLT SOLUTIONS LLC)	\$68.67	\$167.51	2021/12/27	2027/01/26
RED HAT II ENTERPRISE LICENSE AGREEMENT (EXITCERTIFIED CORP)	\$31.58	\$167.51	2021/12/27	2027/01/26
RED HAT II ENTERPRISE LICENSE AGREEMENT (SYNNEX CORPORATION)	\$29.91	\$167.51	2021/12/27	2027/01/26
ALLIANT 2	\$247.94		2019/07/11	2028/07/15
NAVFAC CIO RMF CYBERSAFE (DELOITTE CONSULTING LLP)	\$38.59	\$67.64	2021/09/15	2026/09/23
MULTIPLE AWARD SCHEDULE	\$151.65		2017/12/21	2027/08/10
SELF-CONTAINED FLY AWAY CYBER WEAPONS SYSTEM SUITES FOR MARINE CORPS DEFENSIVE CYBER OPERATIONS TEAMS (SEALING TECHNOLOGIES LLC)	\$72.53	\$168.48	2022/08/11	2027/08/10
PEARL HARBOR NAVAL SHIPYARD & INTERMEDIATE MAINTENANCE FACILITY (PHNSY & IMF) SUPPORT SERVICES	\$39.28		2022/08/29	2027/08/28
ALL TASKS (TQI SOLUTIONS INC)	\$39.28	\$77.54	2022/08/29	2027/08/28
Grand Total	\$25,437.48			

**DEPARTMENT OF DEFENSE
NAVY
LONG-TERM CONTRACT AND TASK ORDER EXPIRATIONS**



Vehicle / Task Order / Contractor	Actual Obligations (\$M, Prior 5 Years)	Potential Obligations (\$M, Max Reported)	Start Date	End Date
SOLUTIONS FOR ENTERPRISE WIDE PROCUREMENT 5 (SEWP 5)	\$477.03		2021/06/21	2028/05/31
ORACLE III ULA AND AGENCY CATALOG (DLT SOLUTIONS LLC)	\$70.28	\$342.53	2023/05/19	2028/05/30
ORACLE III ULA AND AGENCY CATALOG (EXITCERTIFIED CORP)	\$61.70	\$342.53	2023/05/19	2028/05/31
Grand Total	\$25,437.48			

**DEPARTMENT OF DEFENSE
NAVY
TOP CONTRACTORS (\$M, PRIOR 5 YEARS)**

Dollars Obligated	Column Labels						
Vehicle / Contractor / Task Order	2020	2021	2022	2023	2024	2025	Grand Total
LEIDOS HOLDINGS INC	\$58.41	\$505.73	\$963.11	\$869.09	\$1,027.40	\$203.83	\$3,627.57
DELL TECHNOLOGIES INC	\$21.56	\$125.47	\$344.76	\$495.46	\$88.16		\$1,075.41
PERATON SOLUTIONS INC	\$285.58	\$434.38					\$719.95
MICROSOFT CORPORATION	\$85.58	\$106.42	\$157.54	\$151.56	\$149.72	\$14.70	\$665.52
CACI INTERNATIONAL INC	\$39.66	\$174.12	\$152.55	\$102.89	\$107.90	\$44.67	\$621.79
CARAHSOFT TECHNOLOGY CORP	\$26.89	\$99.42	\$108.77	\$109.52	\$209.90	\$40.01	\$594.51
HP INC	\$79.28	\$121.09	\$130.81	\$185.56	\$49.61		\$566.34
BOOZ ALLEN HAMILTON HOLDING CORPORATION	\$65.90	\$126.07	\$138.26	\$101.12	\$63.38	\$7.65	\$502.38
GENERAL DYNAMICS CORP	\$67.50	\$170.62	\$144.99	\$121.48	-\$5.23	\$0.62	\$499.98
DELL FEDERAL SYSTEMS LP					\$382.03	\$88.96	\$470.99
ADVANCED COMPUTER CONCEPTS INC	\$22.80	\$46.50	\$64.17	\$144.36	\$122.39	\$13.41	\$413.62
EXITCERTIFIED CORP	\$5.64	\$131.26	\$16.77	\$136.94	\$1.23		\$291.83
STRATOS GOVERNMENT SERVICES INC	\$17.47	\$63.45	\$82.83	\$100.37	\$27.39		\$291.50
FCN INC	\$13.95	\$51.89	\$70.50	\$58.37	\$85.73	\$7.82	\$288.26
NEW TECH SOLUTIONS INC	\$24.22	\$79.79	\$52.86	\$54.29	\$67.17	\$6.33	\$284.66
SMARTRONIX LLC	-\$0.77	\$77.56	\$70.75	\$50.41	\$71.63	\$8.17	\$277.73
DLT SOLUTIONS LLC					\$156.86	\$46.86	\$203.72
KBR INC	\$18.10	\$50.92	\$68.91	\$60.14	\$4.17		\$202.24
MI TECHNICAL SOLUTIONS INC	\$8.61	\$31.06	\$54.12	\$29.78	\$62.49	\$8.94	\$195.01
RTX CORPORATION	\$24.64	\$70.18	\$47.57	\$49.04	\$0.00		\$191.42
INTERNATIONAL BUSINESS MACHINES CORPORATION	\$45.27	\$106.60	\$11.46	\$0.76	\$14.32	\$6.57	\$184.98
STRATASCOR LLC	\$8.12	\$36.10	\$35.07	\$41.95	\$52.80	\$8.09	\$182.12
SEHLKE CONSULTING LLC	\$4.31	\$23.05	\$42.22	\$53.25	\$43.02	\$12.90	\$178.75
THE BOEING COMPANY	\$7.98	\$48.78	\$49.43	\$31.56	\$29.20	\$6.85	\$173.79
AT&T INC	\$46.18	-\$11.24	\$52.84	\$80.44	\$2.22		\$170.43
FOUR LLC	\$11.38	\$30.18	\$35.09	\$37.36	\$40.22	\$3.64	\$157.87
VERIZON COMMUNICATIONS INC	\$15.48	\$33.92	\$50.31	\$45.27	\$9.05		\$154.02
INMARSAT GOVERNMENT INC					\$123.04	\$30.34	\$153.38
RESOURCE MANAGEMENT CONCEPTS INC	\$4.02	\$32.82	\$36.87	\$32.63	\$36.85	\$5.85	\$149.04
INSIGHT INC	\$1.13	\$137.45	\$5.12	\$0.67	\$0.05	\$0.01	\$144.44
NORTHROP GRUMMAN CORPORATION	\$10.15	\$36.08	\$41.42	\$29.93	\$19.21	\$3.74	\$140.54
NAKUPUNA SOLUTIONS LLC		\$31.39	\$22.96	\$48.27	\$29.73	\$5.57	\$137.92
HPI FEDERAL LLC					\$103.50	\$30.42	\$133.92
DELOITTE CONSULTING LLP			\$16.67	\$16.55	\$67.86	\$25.77	\$126.84
ADVANTAGED SOLUTIONS INC	\$0.00	\$58.37	\$67.36	\$0.03	\$0.03	\$0.03	\$125.82
LOCKHEED MARTIN CORP	\$14.67	\$32.58	\$34.56	\$38.07	\$4.81	\$0.86	\$125.56

**DEPARTMENT OF DEFENSE
NAVY
TOP CONTRACTORS (\$M, PRIOR 5 YEARS)**

Dollars Obligated	Column Labels						
Vehicle / Contractor / Task Order	2020	2021	2022	2023	2024	2025	Grand Total
GENERAL DYNAMICS CORPORATION		\$0.00	\$7.54	\$88.90	\$26.73		\$123.17
KATMAI MANAGEMENT SERVICES LLC	\$0.54	\$15.20	\$24.86	\$40.91	\$38.35	\$1.15	\$121.01
NAKUPUNA CONSULTING LLC		\$1.32	\$0.71	\$48.29	\$60.27	\$8.78	\$119.37
SYNNEX CORPORATION			\$119.32				\$119.32
LITE COMS LLC				\$7.75	\$106.49	\$0.20	\$114.44
BELL BOEING JOINT PROJECT OFFICE					\$110.27	\$3.91	\$114.18
WORLD WIDE TECHNOLOGY HOLDING CO INC	\$4.22	\$56.88	\$52.59	\$0.41			\$114.09
SCIENCE APPLICATIONS INTERNATIONAL CORPORATION	\$21.20	\$21.27	\$20.84	\$25.59	\$18.61	\$5.05	\$112.57
DELOITTE TOUCHE TOHMATSU LIMITED	\$12.94	\$25.39	\$31.01	\$37.36	\$5.41		\$112.11
WICO LIMITED					\$87.37	\$22.80	\$110.17
VIASAT INC	\$11.35	\$28.35	\$24.25	\$19.09	\$22.47	\$0.05	\$105.56
NEXT TIER CONCEPTS INC	\$21.66	\$21.76	\$21.36	\$24.19	\$12.04		\$101.01
WORLD WIDE TECHNOLOGY LLC				\$60.52	\$39.62	\$0.16	\$100.30
MA FEDERAL INC	\$25.60	\$43.88	\$1.61	\$0.48	\$23.68		\$95.25
GATR TECHNOLOGIES INC	\$0.00	\$0.26	\$81.08	\$10.80	\$2.14	\$0.36	\$94.64
IMAGINE ONE TECHNOLOGY & MANAGEMENT LTD			\$14.20	\$72.56	\$5.20		\$91.96
PARAGON MICRO INC	\$9.18	\$20.89	\$15.96	\$16.06	\$25.09	\$2.90	\$90.09
METGREEN SOLUTIONS INC	\$18.16	\$24.67	\$17.98	\$19.47	\$9.05	\$0.36	\$89.70
C4 PLANNING SOLUTIONS LLC	\$2.32	\$15.38	\$17.79	\$19.64	\$20.57	\$13.67	\$89.39
SEALING TECHNOLOGIES LLC		\$0.07	\$25.60	\$20.06	\$32.94	\$9.66	\$88.34
BAE SYSTEMS PLC	\$13.54	\$15.91	\$20.37	\$29.34	\$8.94		\$88.10
AMAZONCOM INC	\$6.78	\$7.84	\$7.65	\$56.63	\$8.40		\$87.30
CLIENT SOLUTION ARCHITECTS LLC		\$2.56	\$24.39	\$40.07	\$17.52		\$84.54
GOVSMART INC	\$11.66	\$11.14	\$9.43	\$20.23	\$26.76	\$3.58	\$82.79
FUSE INTEGRATION INC	\$0.31	\$3.92	\$17.63	\$20.39	\$36.61	\$1.66	\$80.52
PTC INC	\$6.84	\$16.48	\$13.91	\$17.52	\$20.00	\$3.58	\$78.32
GARTNER INC	\$8.80	\$14.27	\$16.25	\$19.31	\$18.64	\$0.59	\$77.87
AUGUST SCHELL ENTERPRISES INC	\$10.80	\$17.47	\$20.74	\$15.19	\$9.00	\$2.44	\$75.65
IGNITE DIGITAL FEDERAL SERVICES LLC			\$9.27	\$24.97	\$38.55	\$1.83	\$74.63
EPOCH CONCEPTS LLC	\$5.11	\$35.46	\$19.68	\$14.00	\$0.29	\$0.00	\$74.55
CISCO SYSTEMS INC	\$72.37	\$0.04	\$0.00				\$72.42
VAE INC	\$0.86	\$9.74	\$12.88	\$25.30	\$19.53	\$2.54	\$70.85
THUNDERCAT TECHNOLOGY LLC	\$15.23	\$13.45	\$16.09	\$15.08	\$9.87	\$0.93	\$70.66
AMAZON WEB SERVICES INC					\$72.97	-\$2.63	\$70.35
SOFTWARE INFORMATION RESOURCE CORP	\$4.69	\$9.29	\$11.92	\$23.08	\$17.82	\$3.17	\$69.97
TYTO ATHENE LLC		\$0.00	\$6.83	\$0.74	\$56.60	\$5.34	\$69.50

DEPARTMENT OF DEFENSE
NAVY
TOP CONTRACTORS (\$M, PRIOR 5 YEARS)

Dollars Obligated	Column Labels						
Vehicle / Contractor / Task Order	2020	2021	2022	2023	2024	2025	Grand Total
NORSEMAN INC	\$9.52	\$12.68	\$24.27	\$13.62	\$8.57	\$0.01	\$68.68
ON ASSIGNMENT INC	\$1.87	\$16.75	\$11.77	\$31.07	\$5.48		\$66.95
THE MATHWORKS INC	\$7.05	\$11.96	\$12.80	\$15.58	\$16.37	\$1.26	\$65.03
ACCENTURE PUBLIC LIMITED COMPANY	\$20.80	\$42.42	\$1.70				\$64.92
JMA RESOURCES INC	\$0.55	\$8.92	\$12.04	\$20.93	\$17.40	\$3.81	\$63.65
PRECISE SYSTEMS INC	\$5.45	\$10.02	\$12.41	\$14.40	\$14.98	\$4.42	\$61.67
L3HARRIS TECHNOLOGIES INC	\$2.14	\$33.15	\$1.31	\$6.99	\$18.00	-\$0.11	\$61.47
AGILE-BOT II LLC		\$9.98	\$13.91	\$14.99	\$15.07	\$5.50	\$59.45
STERLING COMPUTERS CORPORATION	\$6.14	\$16.00	\$9.54	\$11.78	\$15.13	\$0.84	\$59.42
22ND CENTURY TECHNOLOGIES INC	\$1.67	\$9.71	\$6.34	\$7.69	\$29.09	\$2.65	\$57.15
ADVANCED ALLIANT SOLUTIONS TEAM LIMITED PARTNERSHIP	\$4.12	\$20.96	\$14.21	\$9.23	\$6.50	\$2.01	\$57.02
ACTIONET INC	\$1.83	\$22.60	\$22.43	\$10.16		-\$0.16	\$56.86
SABRE SYSTEMS LLC	\$5.34	\$12.10	\$13.33	\$21.31	\$4.45		\$56.54
WESTWIND COMPUTER PRODUCTS INC	\$6.41	\$19.94	\$24.72	\$3.50	\$1.62	\$0.09	\$56.27
BROWN & ROOT INDUSTRIAL SERVICES HOLDINGS LLC					\$54.15	\$0.64	\$54.79
TQI SOLUTIONS INC	\$0.00	\$0.95	\$16.22	\$18.47	\$17.39	\$0.00	\$53.04
METROSTAR SYSTEMS LLC	\$0.44	\$0.30	\$5.93	\$23.30	\$22.84		\$52.80
ENVIRONMENTAL SYSTEMS RESEARCH INSTITUTE INC	\$7.18	\$12.50	\$4.22	\$14.46	\$14.08	\$0.16	\$52.61
TEYA ENTERPRISES LLC		\$1.73	\$16.59	\$31.80	\$1.59	\$0.00	\$51.71
DKW COMMUNICATIONS INC	\$0.23	\$10.46	\$10.74	\$12.82	\$14.55	\$2.85	\$51.65
VETERAN INFORMATION TECHNOLOGIES LLC	\$8.28	\$14.02	\$19.70	\$7.46	\$1.06		\$50.52
AGE SOLUTIONS LLC				\$14.40	\$33.16	\$2.54	\$50.09
QBASE-MCNEIL INTEGRATED SOLUTIONS RLLP		\$22.98	\$26.82				\$49.80
BAHFED CORP	\$3.84	\$11.86	\$11.38	\$9.77	\$9.29	\$2.52	\$48.65
CSA GLOBAL LLC	\$4.18	\$22.21			\$19.27	\$2.86	\$48.52
TECHNOLOGY TRENDS GROUP LLC	\$24.03	\$0.06	\$16.67	\$3.12	\$4.08		\$47.96
JF TAYLOR INC			\$6.08	\$16.06	\$12.27	\$13.49	\$47.90
CYNERGY PROFESSIONAL SYSTEMS LLC	\$2.36	\$1.25	\$3.15	\$22.16	\$18.77	\$0.06	\$47.75
MALASHA TECHNOLOGIES INC	\$0.06	\$8.70	\$9.16	\$14.25	\$8.09	\$6.29	\$46.56
M C DEAN INC	\$21.27	\$11.08	\$4.71	\$4.09	\$5.07	\$0.06	\$46.29
ROCKWELL COLLINS AUSTRALIA PTY LIMITED				\$11.88	\$28.07	\$4.82	\$44.77
ENTERPRISE TECHNOLOGY SOLUTIONS INC	\$8.93	\$7.65	\$12.44	\$6.93	\$7.92	\$0.66	\$44.54
COUNTERTRADE PRODUCTS INC	\$8.23	\$6.84	\$10.89	\$11.60	\$4.22	\$1.95	\$43.74
CYKOR LLC	\$3.91	\$15.23	\$3.29	\$3.50	\$15.33	\$0.50	\$41.76
ARROW ELECTRONICS INC	\$3.54	\$8.73	\$7.20	\$11.28	\$9.66	\$1.09	\$41.50
CMA TECHNOLOGY INC	\$2.35	\$7.66	\$6.25	\$9.05	\$11.47	\$3.35	\$40.12

**DEPARTMENT OF DEFENSE
NAVY
TOP CONTRACTORS (\$M, PRIOR 5 YEARS)**

Dollars Obligated	Column Labels						
Vehicle / Contractor / Task Order	2020	2021	2022	2023	2024	2025	Grand Total
VINTUN LLC	\$5.06	\$8.79	\$6.01	\$11.64	\$7.89		\$39.39
TRIBALCO LLC	\$20.97	\$10.57	\$5.01	\$1.34	\$1.38		\$39.28
ROCKWELL AUTOMATION INC	\$5.63	\$7.27	\$10.56	\$12.59	\$2.49	\$0.71	\$39.26
VSOLVIT LLC	\$5.64	\$12.67	\$7.58	\$6.56	\$6.80		\$39.24
BLUE TECH INC	\$6.86	\$19.50	\$0.87	\$3.40	\$8.45	\$0.10	\$39.19
INNOVASYSTEMS INTERNATIONAL LLC	\$17.15	\$19.97	\$1.69	\$0.00	\$0.00		\$38.81
HEXAGON AB	\$9.21	\$2.94	\$12.31	\$10.04	\$4.30		\$38.80
KARTHIK CONSULTING LLC	\$4.18	\$3.79	\$8.24	\$6.76	\$9.52	\$4.11	\$36.60
COMCAST CORPORATION	\$0.78	\$3.36	\$10.40	\$16.80	\$5.06	\$0.03	\$36.43
AKIMA SYSTEMS ENGINEERING LLC		\$2.03	\$5.66	\$9.43	\$16.59	\$1.78	\$35.50
GOVERNMENT ACQUISITIONS INC	\$0.26	\$4.71	\$12.55	\$8.77	\$7.25	\$1.38	\$34.93
ASSURANCE TECHNOLOGY CORP	\$0.14	\$9.06	\$10.65	\$14.42	\$0.31		\$34.58
VERIZON MARYLAND LLC					\$30.50	\$3.53	\$34.02
NOVETTA SOLUTIONS LLC	\$1.74	\$2.33	\$5.01	\$4.61	\$17.53	\$2.39	\$33.61
RED RIVER RESOURCES LLC	\$0.41		\$3.13	\$11.31	\$18.19	\$0.53	\$33.58
LYME COMPUTER SYSTEMS INC	\$3.11	\$7.06	\$7.70	\$6.80	\$7.26	\$1.36	\$33.29
SWISH DATA CORPORATION	\$4.09	\$5.06	\$4.73	\$11.22	\$7.78	\$0.29	\$33.17
SIEMENS AKTIENGESELLSCHAFT	\$1.92	\$6.24	\$16.85	\$5.72	\$2.10	\$0.02	\$32.85
RED RIVER TECHNOLOGY LLC	\$13.44	\$7.67	\$3.48	\$3.71	\$4.06	\$0.25	\$32.61
VECTRUS INC			\$16.86	-\$0.01	\$15.41	\$0.00	\$32.27
ALVAREZ LLC	\$2.53	\$3.53	\$5.08	\$6.60	\$14.03		\$31.77
NEXAGEN NETWORKS INC	\$1.08	\$9.75	\$6.70	\$7.86	\$6.21	\$0.08	\$31.68
KAPSUUN GROUP LLC	\$1.11	\$13.76	\$10.37	\$4.48	\$1.17	\$0.35	\$31.24
PARSONS CORPORATION	\$1.24	\$6.73	\$6.68	\$6.14	\$3.15	\$6.85	\$30.78
NCS TECHNOLOGIES INC	\$13.39	\$13.52	\$3.14	\$0.19	\$0.48	\$0.02	\$30.74
IRONCLAD TECHNOLOGY SERVICES LLC	\$1.78	\$5.14	\$6.33	\$0.00	\$8.93	\$8.32	\$30.50
GOLDBELT NIGHTHAWK LLC		\$7.62	\$5.83	\$4.56	\$9.83	\$2.53	\$30.37
DH TECHNOLOGIES INC	\$1.49	\$5.74	\$7.60	\$7.69	\$7.82	-\$0.11	\$30.22
KATMAI INTEGRATED SOLUTIONS LLC					\$22.22	\$7.56	\$29.79
202 GROUP LLC			\$21.24	\$8.08		\$0.00	\$29.31
AGILE DEFENSE LLC	\$8.00	\$6.40	\$4.57	\$4.93	\$5.23		\$29.14
UIC GOVERNMENT SERVICES LLC			\$3.76	\$21.02	\$4.23		\$29.00
INFORMATION DELIVERY SYSTEMS INC	\$8.11	\$9.03	\$2.13	\$6.52	\$1.79	\$1.40	\$28.97
TETRAD DIGITAL INTEGRITY LLC	\$0.00	\$5.96	\$5.37	\$8.25	\$9.03		\$28.61
SENTIENT DIGITAL INC	\$4.92	\$6.21	\$6.96	\$6.44	\$2.50	\$1.50	\$28.53
ULTRA ELECTRONICS HOLDING PLC		\$18.26	\$3.43	\$6.64			\$28.33

**DEPARTMENT OF DEFENSE
NAVY
TOP CONTRACTORS (\$M, PRIOR 5 YEARS)**

Dollars Obligated	Column Labels						
Vehicle / Contractor / Task Order	2020	2021	2022	2023	2024	2025	Grand Total
ANSYS INC	\$3.86	\$5.17	\$6.92	\$4.30	\$7.51	\$0.47	\$28.23
ALASKA NATIVE GOVERNMENT SERVICESLLC	\$20.50	\$5.20	\$2.06	\$2.12	-\$1.76		\$28.12
CHENEGA IT ENTERPRISE SERVICES LLC		\$7.93	\$7.79	\$7.85	\$4.01		\$27.59
DELOITTE FINANCIAL ADVISORY SERVICES LLP	\$11.32	\$16.04	\$0.00				\$27.37
ITS CONSULTING INC	\$2.07	\$3.82	\$9.06	\$6.83	\$5.46		\$27.24
ASGN INCORPORATED					\$27.18		\$27.18
STRATEGIC COMMUNICATIONS LLC	\$3.34	\$3.62	\$4.02	\$12.83	\$2.74	\$0.58	\$27.14
DYNAMIC SYSTEMS INC	\$2.41	\$7.81	\$4.93	\$4.28	\$5.92	\$1.72	\$27.06
CHENEGA DEFENSE & AEROSPACE SOLUTIONS LLC			\$6.28	\$7.22	\$9.43	\$3.93	\$26.87
NANA REGIONAL CORPORATION INC	\$2.10	\$14.80	\$7.62	\$1.17	\$0.51	\$0.58	\$26.78
INDIGENOUS TECHNOLOGIES LLC	\$1.65	\$1.66	\$9.48	\$4.41	\$9.28	\$0.03	\$26.51
HEXAGON US FEDERAL INC	-\$0.42	\$9.12	\$0.00		\$8.74	\$8.59	\$26.03
BY LIGHT PROFESSIONAL IT SERVICES LLC	\$1.47	\$4.34	\$17.52	-\$0.04	\$2.53		\$25.82
MANTECH INTERNATIONAL CORPORATION	\$0.18	\$7.01	\$6.58	\$6.09	\$2.28	\$3.57	\$25.72
HGW AND ASSOCIATES LLC	\$0.70	\$4.28	\$8.01	\$5.78	\$6.79	\$0.02	\$25.58
CTG FEDERAL LLC	\$0.12	\$0.22	\$0.20	\$2.63	\$16.66	\$5.74	\$25.56
HUNA TOTEM CORP	\$3.79	\$6.50	\$10.73	\$4.04			\$25.07
SIERRA NEVADA CORPORATION					\$24.92	\$0.11	\$25.04
Grand Total	\$2,129.81	\$5,071.97	\$5,265.59	\$5,675.26	\$6,204.15	\$1,090.70	\$25,437.48

DEPARTMENT OF DEFENSE
NAVY
TOP SMALL BUSINESS CONTRACTORS (\$M, PRIOR 5 YEARS)

Dollars Obligated	Column Labels						
Vehicle / Contractor / Task Order	2020	2021	2022	2023	2024	2025	Grand Total
ADVANCED COMPUTER CONCEPTS INC	\$22.80	\$46.50	\$64.10	\$144.36	\$122.38	\$13.41	\$413.55
FCN INC	\$13.89	\$51.74	\$70.50	\$58.37	\$85.58	\$7.82	\$287.90
NEW TECH SOLUTIONS INC	\$24.20	\$79.66	\$52.72	\$54.22	\$66.97	\$6.09	\$283.85
MI TECHNICAL SOLUTIONS INC	\$8.61	\$31.06	\$54.12	\$29.78	\$62.49	\$8.94	\$195.01
STRATASCOR LLC	\$8.12	\$36.10	\$35.07	\$41.95	\$52.80	\$8.09	\$182.12
SEHLKE CONSULTING LLC	\$4.31	\$23.05	\$42.22	\$53.25	\$43.02	\$12.90	\$178.75
FOUR LLC	\$11.38	\$30.18	\$35.09	\$37.36	\$40.22	\$3.57	\$157.79
RESOURCE MANAGEMENT CONCEPTS INC	\$4.02	\$32.82	\$36.87	\$32.63	\$36.85		\$143.20
NAKUPUNA SOLUTIONS LLC		\$31.39	\$22.96	\$48.27	\$29.73	\$5.57	\$137.92
KATMAI MANAGEMENT SERVICES LLC	\$0.54	\$15.20	\$24.86	\$40.91	\$38.35	\$1.15	\$121.01
NAKUPUNA CONSULTING LLC		\$1.32	\$0.71	\$48.29	\$60.27	\$8.78	\$119.37
LITE COMS LLC				\$7.75	\$106.49	\$0.20	\$114.44
MA FEDERAL INC	\$25.60	\$43.88	\$1.61	\$0.48	\$23.68		\$95.25
PARAGON MICRO INC	\$9.18	\$20.89	\$15.94	\$16.05	\$25.09	\$2.90	\$90.05
METGREEN SOLUTIONS INC	\$18.16	\$24.67	\$17.98	\$19.47	\$9.05	\$0.36	\$89.70
GOVSMART INC	\$11.66	\$11.13	\$9.12	\$19.80	\$26.14	\$3.57	\$81.41
FUSE INTEGRATION INC	\$0.31	\$3.92	\$17.63	\$20.39	\$36.61	\$1.66	\$80.52
AUGUST SCHELL ENTERPRISES INC	\$10.77	\$17.47	\$20.72	\$15.19	\$9.00	\$2.44	\$75.60
IGNITE DIGITAL FEDERAL SERVICES LLC			\$9.27	\$24.97	\$38.55	\$1.83	\$74.63
EPOCH CONCEPTS LLC	\$5.11	\$35.46	\$19.67	\$14.00	\$0.29		\$74.54
VAE INC	\$0.86	\$9.74	\$12.88	\$25.30	\$19.53	\$2.54	\$70.85
THUNDERCAT TECHNOLOGY LLC	\$15.22	\$13.45	\$16.06	\$15.08	\$9.86	\$0.93	\$70.60
SOFTWARE INFORMATION RESOURCE CORP	\$4.69	\$9.29	\$11.92	\$23.08	\$17.82	\$3.17	\$69.97
NORSEMAN INC	\$9.52	\$12.68	\$24.27	\$13.62	\$8.55	\$0.01	\$68.66
JMA RESOURCES INC	\$0.55	\$8.92	\$12.04	\$20.93	\$17.40	\$3.81	\$63.65
AGILE-BOT II LLC		\$9.98	\$13.91	\$14.99	\$15.07	\$5.50	\$59.45
WESTWIND COMPUTER PRODUCTS INC	\$6.41	\$19.94	\$24.65	\$3.50	\$1.62	\$0.09	\$56.21
TQI SOLUTIONS INC	\$0.00	\$0.95	\$16.22	\$18.47	\$17.39	\$0.00	\$53.04
TEYA ENTERPRISES LLC		\$1.73	\$16.59	\$31.80	\$1.59	\$0.00	\$51.71
DKW COMMUNICATIONS INC	\$0.23	\$10.46	\$10.74	\$12.82	\$14.55	\$2.85	\$51.65
VETERAN INFORMATION TECHNOLOGIES LLC	\$8.28	\$14.02	\$19.70	\$7.46	\$1.06		\$50.52
AGE SOLUTIONS LLC				\$14.40	\$33.16	\$2.54	\$50.09
BAHFED CORP	\$3.84	\$11.86	\$11.38	\$9.77	\$9.28	\$2.52	\$48.65
TECHNOLOGY TRENDS GROUP LLC	\$24.03	\$0.06	\$16.67	\$3.12	\$4.08		\$47.96
CYNERGY PROFESSIONAL SYSTEMS LLC	\$2.36	\$1.25	\$3.15	\$22.16	\$18.77	\$0.06	\$47.75
MALASHA TECHNOLOGIES INC	\$0.06	\$8.70	\$9.16	\$14.25	\$8.09	\$6.29	\$46.56

DEPARTMENT OF DEFENSE
NAVY
TOP SMALL BUSINESS CONTRACTORS (\$M, PRIOR 5 YEARS)

Dollars Obligated	Column Labels						
Vehicle / Contractor / Task Order	2020	2021	2022	2023	2024	2025	Grand Total
SEALING TECHNOLOGIES LLC		\$0.07	\$25.60	\$20.06			\$45.73
ENTERPRISE TECHNOLOGY SOLUTIONS INC	\$8.93	\$7.46	\$12.40	\$6.93	\$7.88	\$0.66	\$44.27
COUNTERTRADE PRODUCTS INC	\$8.23	\$6.84	\$10.89	\$11.60	\$4.22	\$1.95	\$43.74
CYKOR LLC	\$3.91	\$15.23	\$3.29	\$3.50	\$15.33	\$0.50	\$41.76
ADVANCED ALLIANT SOLUTIONS TEAM LIMITED PARTNERSHIP	\$4.12	\$20.96	\$11.25	\$4.88			\$41.20
CMA TECHNOLOGY INC	\$2.35	\$7.66	\$6.25	\$9.05	\$11.47	\$3.35	\$40.12
VINTUN LLC	\$5.06	\$8.79	\$6.01	\$11.64	\$7.89		\$39.39
VSOLVIT LLC	\$5.64	\$12.67	\$7.58	\$6.56	\$6.80		\$39.24
BLUE TECH INC	\$6.86	\$19.50	\$0.86	\$2.96	\$7.98	\$0.10	\$38.27
KARTHIK CONSULTING LLC	\$4.18	\$3.79	\$8.24	\$6.76	\$9.52	\$4.11	\$36.60
AKIMA SYSTEMS ENGINEERING LLC		\$2.03	\$5.66	\$9.43	\$16.59	\$1.78	\$35.50
GOVERNMENT ACQUISITIONS INC	\$0.26	\$4.71	\$12.55	\$8.77	\$7.24	\$1.38	\$34.92
ASSURANCE TECHNOLOGY CORP	\$0.14	\$9.06	\$10.65	\$14.42	\$0.31		\$34.58
RED RIVER RESOURCES LLC	\$0.41		\$3.13	\$11.31	\$18.19	\$0.53	\$33.58
LYME COMPUTER SYSTEMS INC	\$3.11	\$7.06	\$7.70	\$6.80	\$7.26	\$1.36	\$33.29
SWISH DATA CORPORATION	\$4.09	\$4.93	\$4.73	\$11.22	\$7.78	\$0.29	\$33.04
ALVAREZ LLC	\$2.53	\$3.53	\$5.08	\$6.60	\$14.03		\$31.77
NEXAGEN NETWORKS INC	\$1.08	\$9.75	\$6.70	\$7.86	\$6.21	\$0.08	\$31.68
KAPSUUN GROUP LLC	\$1.11	\$13.76	\$10.37	\$4.48	\$1.17	\$0.35	\$31.24
NCS TECHNOLOGIES INC	\$13.39	\$13.52	\$3.14	\$0.19	\$0.48	\$0.02	\$30.74
GOLDBELT NIGHTHAWK LLC		\$7.62	\$5.83	\$4.56	\$9.83	\$2.53	\$30.37
DH TECHNOLOGIES INC	\$1.49	\$5.74	\$7.60	\$7.69	\$7.79	-\$0.11	\$30.19
KATMAI INTEGRATED SOLUTIONS LLC					\$22.22	\$7.56	\$29.79
202 GROUP LLC			\$21.24	\$8.08		\$0.00	\$29.31
UIC GOVERNMENT SERVICES LLC			\$3.76	\$21.02	\$4.23		\$29.00
INFORMATION DELIVERY SYSTEMS INC	\$8.11	\$9.03	\$2.13	\$6.52	\$1.79	\$1.40	\$28.97
TETRAD DIGITAL INTEGRITY LLC	\$0.00	\$5.96	\$5.37	\$8.25	\$9.03		\$28.61
SENTIENT DIGITAL INC	\$4.92	\$6.21	\$6.96	\$6.44	\$2.50	\$1.50	\$28.53
ALASKA NATIVE GOVERNMENT SERVICES LLC	\$20.50	\$5.20	\$2.06	\$2.12	-\$1.76		\$28.12
CHENEGA IT ENTERPRISE SERVICES LLC		\$7.93	\$7.79	\$7.85	\$4.01		\$27.59
STRATEGIC COMMUNICATIONS LLC	\$3.34	\$3.60	\$4.02	\$12.83	\$2.74	\$0.58	\$27.12
DYNAMIC SYSTEMS INC	\$2.39	\$7.79	\$4.93	\$4.23	\$5.87	\$1.72	\$26.93
CHENEGA DEFENSE & AEROSPACE SOLUTIONS LLC			\$6.28	\$7.22	\$9.43	\$3.93	\$26.87
NANA REGIONAL CORPORATION INC	\$2.10	\$14.80	\$7.62	\$1.17	\$0.51	\$0.58	\$26.78
INDIGENOUS TECHNOLOGIES LLC	\$1.65	\$1.66	\$9.48	\$4.41	\$9.28	\$0.03	\$26.51
HGW AND ASSOCIATES LLC	\$0.70	\$4.28	\$8.01	\$5.78	\$6.79	\$0.02	\$25.58

DEPARTMENT OF DEFENSE
NAVY
TOP SMALL BUSINESS CONTRACTORS (\$M, PRIOR 5 YEARS)

Dollars Obligated	Column Labels						
Vehicle / Contractor / Task Order	2020	2021	2022	2023	2024	2025	Grand Total
CTG FEDERAL LLC	\$0.12	\$0.13	\$0.20	\$2.63	\$16.39	\$5.74	\$25.21
AGILE DEFENSE LLC	\$7.23	\$5.62	\$3.77	\$4.12	\$4.41		\$25.16
HUNA TOTEM CORP	\$3.79	\$6.50	\$10.73	\$4.04			\$25.07
Grand Total	\$681.45	\$1,537.47	\$1,604.32	\$1,860.80	\$2,081.19	\$287.06	\$8,052.29